

# CITY OF CALGARY


## MARKET REPORT PART 1 OF 3

### SEPTEMBER 2018

2017 vs 2018  
COMPARISON

#### CITY CENTRE

**SOLD**



2017 267 | 2018 229

**-14.2%**

**ACTIVE**



2017 1,728 | 2018 2,026


**+17.2%**

	DETACHED		APARTMENT		SEMI-DETACHED		ROW	
	611	+36.7%	844	+1.2%	384	+60.0%	187	+0.0%
	82	-18.8%	100	+3.1%	27	-37.2%	20	-23.1%
	\$672,400	-3.2%	\$282,700	-2.4%	\$746,600	-2.1%	\$462,900	-3.4%

CITY CENTRE

#### NORTH EAST

**SOLD**



2017 165 | 2018 143

**-13.3%**

**ACTIVE**



2017 799 | 2018 767


**-4.0%**

	DETACHED		APARTMENT		SEMI-DETACHED		ROW	
	472	-5.2%	76	-21.6%	86	+14.7%	133	+3.1%
	103	-15.6%	8	-11.1%	17	+6.3%	15	-16.7%
	\$367,900	-3.9%	\$228,600	-1.6%	\$291,400	-4.4%	\$194,800	-6.5%

NORTH EAST

#### NORTH

**SOLD**



2017 149 | 2018 151

**+1.3%**

**ACTIVE**



2017 811 | 2018 911

**+12.3%**

	DETACHED		APARTMENT		SEMI-DETACHED		ROW	
	622	+12.5%	77	-24.5%	54	+38.5%	158	+35.0%
	108	+2.9%	11	-15.4%	13	+18.2%	19	-5.0%
	\$425,800	-3.2%	\$207,800	-6.0%	\$328,500	+2.1%	\$257,300	-4.0%

NORTH

#### LEGEND



Active Listings



Sales



Benchmark Price

Staple your  
business card  
here

myRealPage™  
REAL ESTATE WEBSITES

creb®

SOURCE: [HTTP://WWW.CREB.COM/](http://www.creb.com/)

Current as of October 2018. All MLS® active listings for Calgary and area may be found on the board's website at [www.creb.com](http://www.creb.com). CREB® is a registered trademark of the Calgary Real Estate Board Cooperative.



# CITY OF CALGARY


## MARKET REPORT PART 2 OF 3

### SEPTEMBER 2018

2017 vs 2018  
COMPARISON

#### NORTH WEST

SOLD



2017 210 | 2018 173

**-17.6%**

ACTIVE



2017 743 | 2018 877


**+18.0%**

NORTH WEST

	DETACHED		APARTMENT		SEMI-DETACHED		ROW	
	573	+41.5%	124	-16.2%	76	+18.8%	104	-17.5%
	123	-9.6%	17	-32.0%	16	+14.3%	17	-51.4%
	\$527,000	-3.7%	\$243,800	-1.3%	\$383,600	-1.4%	\$309,300	-0.6%

#### WEST

SOLD



2017 154 | 2018 140

**-9.1%**

ACTIVE



2017 737 | 2018 966


**+31.1%**

WEST

	DETACHED		APARTMENT		SEMI-DETACHED		ROW	
	519	+39.5%	181	-3.2%	85	+49.1%	181	+49.6%
	89	-8.2%	18	-18.2%	10	-16.7%	23	+0.0%
	\$716,500	-2.7%	\$242,800	-2.0%	\$508,500	-2.0%	\$327,700	-7.5%

#### SOUTH

SOLD



2017 258 | 2018 230

**-10.9%**

ACTIVE



2017 1,067 | 2018 1,287

**+20.6%**

SOUTH

	DETACHED		APARTMENT		SEMI-DETACHED		ROW	
	865	+34.3%	170	-15.0%	84	+20.0%	168	+9.8%
	151	-16.6%	33	+50.0%	22	-12.0%	24	-20.0%
	\$468,600	-3.1%	\$226,700	-3.8%	\$326,500	-5.6%	\$252,400	-7.3%

#### LEGEND



Active Listings



Sales



Benchmark Price

Staple your  
business card  
here

myRealPage™  
REAL ESTATE WEBSITES

creb®

SOURCE: [HTTP://WWW.CREB.COM/](http://www.creb.com/)

Current as of October 2018. All MLS® active listings for Calgary and area may be found on the board's website at [www.creb.com](http://www.creb.com). CREB® is a registered trademark of the Calgary Real Estate Board Cooperative.



# CITY OF CALGARY


## MARKET REPORT PART 3 OF 3

### SEPTEMBER 2018

2017 vs 2018  
COMPARISON

#### SOUTH EAST

SOLD



2017

211

2018

170

**-19.4%**

ACTIVE



2017

728

2018

894


**+22.8%**

SOUTH EAST

	DETACHED		APARTMENT		SEMI-DETACHED		ROW	
	574	+28.4%	110	-9.8%	65	+71.1%	145	+19.8%
	115	-24.3%	18	+12.5%	13	+8.3%	24	-22.6%
	\$439,500	-2.7%	\$245,000	-2.8%	\$312,500	-3.0%	\$292,800	-1.5%

#### EAST

SOLD



2017

48

2018

37

**-22.9%**

ACTIVE



2017

248

2018

219

**-11.7%**

EAST

	DETACHED		APARTMENT		SEMI-DETACHED		ROW	
	112	-0.9%	38	-34.5%	38	+0.0%	31	-20.5%
	21	-16.0%	6	+0.0%	5	-54.5%	5	-16.7%
	\$350,100	-2.2%	\$188,100	-3.3%	\$294,000	-2.5%	\$170,200	-8.5%

#### LEGEND



Active Listings



Sales



Benchmark Price

Staple your  
business card  
here

myRealPage™  
REAL ESTATE WEBSITES

creb®

SOURCE: [HTTP://WWW.CREB.COM/](http://www.creb.com/)

Current as of October 2018. All MLS® active listings for Calgary and area may be found on the board's website at [www.creb.com](http://www.creb.com). CREB® is a registered trademark of the Calgary Real Estate Board Cooperative.