


ABBOTSFORD

TOTAL ACTIVE LISTINGS **343**  +36.1%


SALES **72**  -40.0%

BENCHMARK PRICE
\$800,200  -1.7%


TOTAL ACTIVE LISTINGS **246**  +117.7%

SALES **56**  -43.4%

BENCHMARK PRICE
\$314,100  -6.7%

TOTAL ACTIVE LISTINGS **186**  +154.8%

SALES **39**  -29.1%

BENCHMARK PRICE
\$374,900  -2.1%

	MAR 2018	MAR 2019	% DIFF.
AVAILABLE	438	775	+76.9
SOLD	274	167	-39.0

DETACHED

TOTAL ACTIVE LISTINGS **175**  +57.7%

SALES **48**  -7.7%

BENCHMARK PRICE
\$645,900  -4.5%

TOTAL ACTIVE LISTINGS **18**  +350.0%

SALES **3**  -40.0%

BENCHMARK PRICE
\$338,400  +2.7%

TOTAL ACTIVE LISTINGS **22**  +4.8%

SALES **7**  -36.4%

BENCHMARK PRICE
\$443,400  -0.7%

	MAR 2018	MAR 2019	% DIFF.
AVAILABLE	136	215	+58.1
SOLD	68	58	-14.7

TOTALS

MISSION

*percentages are comparisons to previous year figures

MARCH 2019 REPORT FRASER VALLEY - 1

Staple your
business card
here

Presented by:

myRealPage™
REAL ESTATE WEBSITES

Source: www.fvreb.bc.ca
Current as of April 2019

WHITE ROCK/
SOUTH SURREY

TOTAL ACTIVE LISTINGS **589**  +9.1%


SALES **59**  -28.0%

BENCHMARK PRICE
\$1,372,800  -7.9%

TOTAL ACTIVE LISTINGS **279**  +68.1%

SALES **57**  +0.0%

BENCHMARK PRICE
\$498,100  -5.0%

TOTAL ACTIVE LISTINGS **235**  +82.2%

SALES **49**  -23.4%

BENCHMARK PRICE
\$653,100  -3.7%

	MAR 2018	MAR 2019	% DIFF.
AVAILABLE	835	1103	+32.1
SOLD	203	165	-18.7

DETACHED

TOTAL ACTIVE LISTINGS **358**  +53.6%

SALES **65**  -27.8%

BENCHMARK PRICE
\$986,700  -3.9%

TOTAL ACTIVE LISTINGS **265**  +159.8%

SALES **86**  +1.2%

BENCHMARK PRICE
\$416,900  -6.2%

TOTAL ACTIVE LISTINGS **203**  +113.7%

SALES **60**  -38.1%

BENCHMARK PRICE
\$487,800  -5.3%

	MAR 2018	MAR 2019	% DIFF.
AVAILABLE	420	826	+96.7
SOLD	272	211	-22.4

TOTALS

LANGLEY

*percentages are comparisons to previous year figures

MARCH 2019 REPORT
FRASER VALLEY - 2

Staple your
business card
here

Presented by:

myRealPage™
REAL ESTATE WEBSITES

Source: www.fvreb.bc.ca
Current as of April 2019

DELTA - NORTH

TOTAL ACTIVE LISTINGS **145**  +21.8%

SALES **42**  +0.0%

BENCHMARK PRICE
\$902,200  -5.1%

TOTAL ACTIVE LISTINGS **44**  +193.3%

SALES **10**  +66.7%

BENCHMARK PRICE
\$392,500  -7.8%

TOTAL ACTIVE LISTINGS **26**  +62.5%

SALES **3**  +0.0%

BENCHMARK PRICE
\$571,500  -3.3%

	MAR 2018	MAR 2019	% DIFF.
AVAILABLE	150	215	+43.3
SOLD	51	55	+7.8

DETACHED

TOTAL ACTIVE LISTINGS **435**  +10.1%


SALES **98**  -11.7%

BENCHMARK PRICE
\$1,006,300  -2.4%

TOTAL ACTIVE LISTINGS **124**  +202.4%

SALES **33**  -8.3%

BENCHMARK PRICE
\$424,400  -6.2%

TOTAL ACTIVE LISTINGS **319**  +112.7%

SALES **83**  -13.5%

BENCHMARK PRICE
\$557,600  -3.5%

	MAR 2018	MAR 2019	% DIFF.
AVAILABLE	586	878	+49.8
SOLD	243	214	-11.9

TOTALS

SURREY - CENTRAL

*percentages are comparisons to previous year figures

MARCH 2019 REPORT FRASER VALLEY - 3


Staple your
business card
here

Presented by:

myRealPage™
REAL ESTATE WEBSITES

Source: www.fvreb.bc.ca
Current as of April 2019

SURREY - CLOVERDALE

TOTAL ACTIVE LISTINGS **150**  +33.9%

SALES **33**  -37.7%

BENCHMARK PRICE
\$996,900  -4.6%

TOTAL ACTIVE LISTINGS **60**  +106.9%

SALES **22**  +22.2%

BENCHMARK PRICE
\$470,900  -7.1%


TOTAL ACTIVE LISTINGS **118**  +32.6%

SALES **46**  -33.3%

BENCHMARK PRICE
\$545,000  -10.3%

	MAR 2018	MAR 2019	% DIFF.
AVAILABLE	230	328	+42.6
SOLD	140	101	-27.9

DETACHED


TOTAL ACTIVE LISTINGS **308**  +36.3%

SALES **45**  -33.8%

BENCHMARK PRICE
\$947,700  -3.3%


TOTAL ACTIVE LISTINGS **418**  +133.5%

SALES **79**  -48.7%

BENCHMARK PRICE
\$407,900  -4.0%

TOTAL ACTIVE LISTINGS **81**  +138.2%

SALES **13**  -13.3%

BENCHMARK PRICE
\$555,100  -3.3%

	MAR 2018	MAR 2019	% DIFF.
AVAILABLE	439	807	+83.8
SOLD	237	137	-42.2

TOTALS

SURREY - NORTH

*percentages are comparisons to previous year figures

MARCH 2019 REPORT FRASER VALLEY - 4

Staple your
business card
here

Presented by:

myRealPage™
REAL ESTATE WEBSITES

Source: www.fvreb.bc.ca
Current as of April 2019