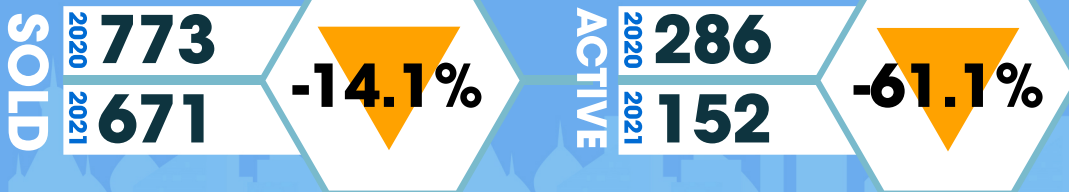


TORONTO MARKET REPORT | DEC 2021

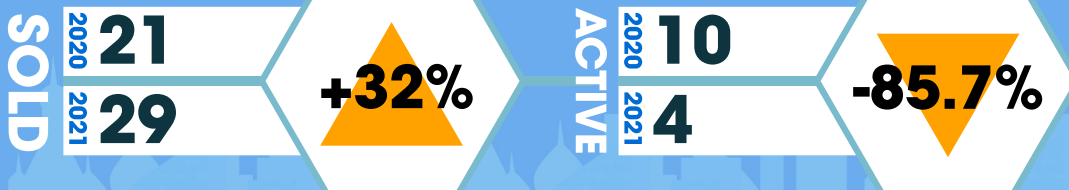
PART 2 OF 2

DURHAM



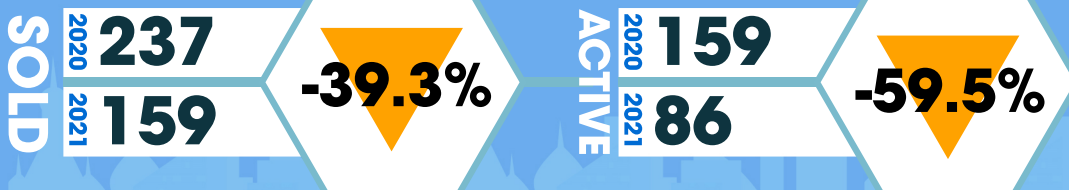
| | DETACHED | | SEMI-DETACHED | | TOWNHOUSE | | APARTMENT | |
|-----------------|----------|--------|---------------|--------|-----------|--------|-----------|--------|
| ACTIVE LISTINGS | 105 | -61.3% | 5 | -18.1% | 19 | 0% | 6 | -156% |
| SALES | 402 | -21.3% | 52 | +8% | 87 | -14.8% | 67 | +41.4% |
| DAYS ON MARKET | 9 | -43.4% | 7 | -13.3% | 8 | +13.3% | 7 | -100% |

DUFFERIN



| | DETACHED | | SEMI-DETACHED | | TOWNHOUSE | | APARTMENT | |
|-----------------|----------|--------|---------------|--------|-----------|-------|-----------|----|
| ACTIVE LISTINGS | 2 | -120% | 0 | -- | 0 | -- | 1 | 0% |
| SALES | 21 | +15.3% | 2 | +66.6% | 4 | +120% | 1 | 0% |
| DAYS ON MARKET | 8 | -100% | 4 | +28.5% | 4 | 0% | 0 | -- |

SIMCOE



| | DETACHED | | SEMI-DETACHED | | TOWNHOUSE | | APARTMENT | |
|-----------------|----------|--------|---------------|-------|-----------|--------|-----------|-------|
| ACTIVE LISTINGS | 74 | -54.9% | 0 | -- | 2 | -111% | 0 | -- |
| SALES | 126 | -44.9% | 9 | +40% | 14 | +25% | 1 | -120% |
| DAYS ON MARKET | 15 | -53.6% | 8 | -133% | 32 | +66.6% | 1 | -187% |

YOY SUMMARY [ALL HOME TYPES, ALL AREAS]

| | | |
|-----------------|-----------|---------------|
| SALES | 6,031 | -15.7% |
| ACTIVE LISTINGS | 5,174 | -11.9% |
| AVERAGE PRICE | 1,157,849 | +24.2% |
| DAYS ON MARKET | 14 | -45.7% |