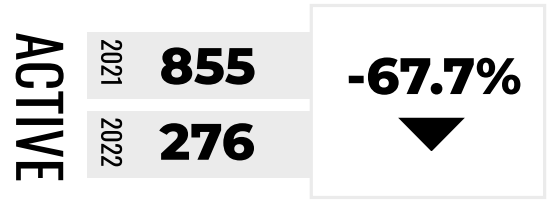
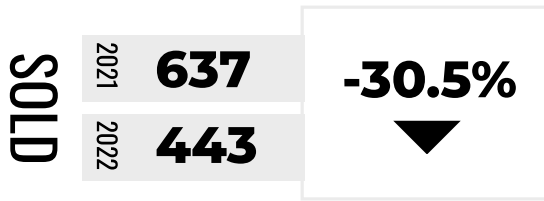


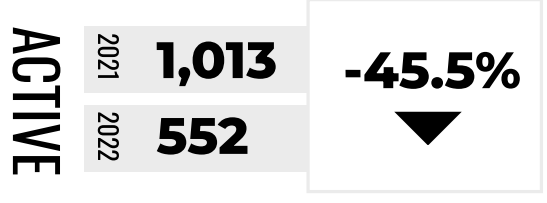
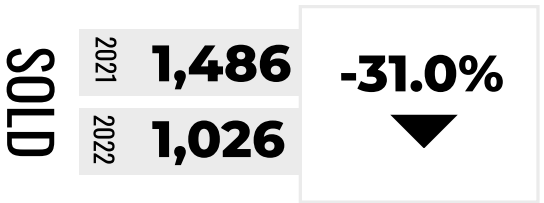
TORONTO

MARKET REPORT
PART 1 OF 2

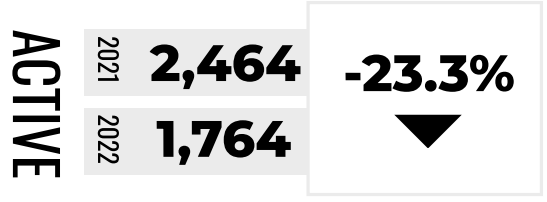
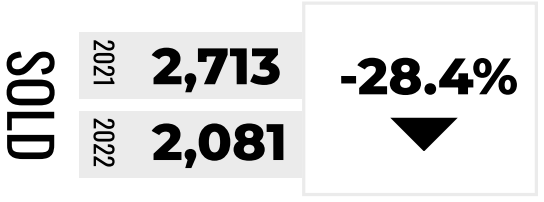
JANUARY 2022



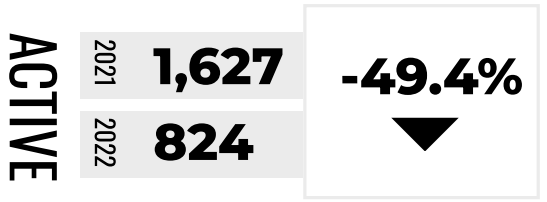
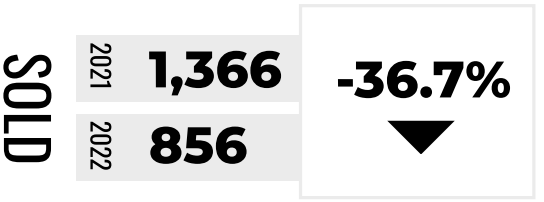
	DETACHED		SEMI-DETACHED		TOWNHOUSE		APARTMENT	
ACTIVE LISTINGS	174	-40.2%	12	-14.3%	36	-47.1%	54	-57.1%
SALES	244	-26.3%	28	+0.0%	83	-6.7%	88	-15.4%
DAYS ON MARKET	11	-38.9%	5	-37.5%	6	-45.5%	15	-50.0%



	DETACHED		SEMI-DETACHED		TOWNHOUSE		APARTMENT	
ACTIVE LISTINGS	318	-31.6%	67	-28.7%	35	-56.3%	132	-61.3%
SALES	490	-22.2%	175	-8.4%	93	-31.1%	268	-13.0%
DAYS ON MARKET	10	-16.7%	4	-42.9%	5	-28.6%	11	-69.4%



	DETACHED		SEMI-DETACHED		TOWNHOUSE		APARTMENT	
ACTIVE LISTINGS	521	-82.9%	104	-82.9%	44	-82.9%	1,095	-82.9%
SALES	476	-28.0%	144	-28.0%	52	-28.0%	1,409	-28.0%
DAYS ON MARKET	15	-59.4%	9	-59.4%	20	-59.4%	20	-59.4%



	DETACHED		SEMI-DETACHED		TOWNHOUSE		APARTMENT	
ACTIVE LISTINGS	576	-39.0%	26	-45.8%	68	-47.7%	154	-61.7%
SALES	486	-27.9%	56	-24.3%	118	-23.4%	196	-34.2%
DAYS ON MARKET	15	-46.4%	6	-45.5%	8	-33.3%	13	-63.9%

HALTON

PEEL

CITY OF TORONTO

YORK

Brought to you by

myRealPage[™]
REAL ESTATE WEBSITES

 Toronto Regional
Real Estate Board

Current as of February 2022. All MLS® active listings for Toronto and area may be found at the board's website www.trrebb.ca. TREB® / TRREB® is a registered trademark of the Toronto Regional Real Estate Board.