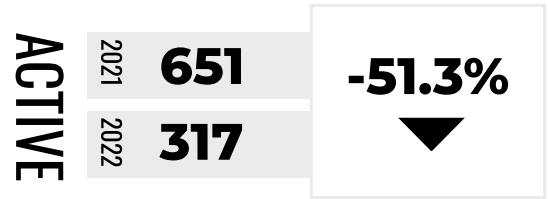
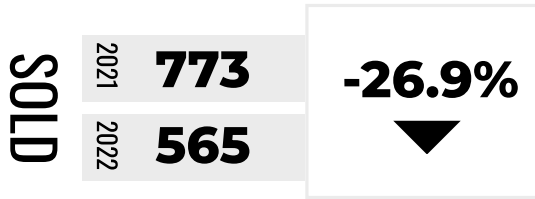


# TORONTO

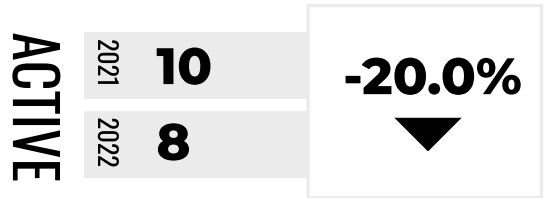
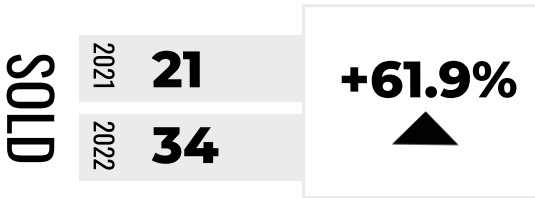
## MARKET REPORT PART 2 OF 2

## JANUARY 2022



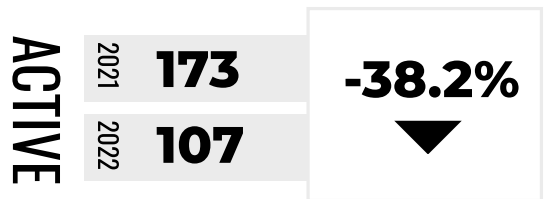
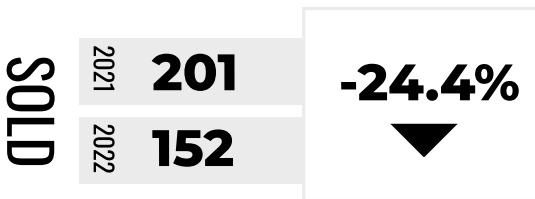
DURHAM

	DETACHED		SEMI-DETACHED		TOWNHOUSE		APARTMENT	
ACTIVE LISTINGS	244	-18.9%	4	-78.9%	38	-28.3%	31	-26.2%
SALES	393	-6.9%	32	-23.8%	94	+11.9%	46	+7.0%
DAYS ON MARKET	8	-42.9%	6	+0.0%	8	+14.3%	7	-66.7%



DUFFERIN

	DETACHED		SEMI-DETACHED		TOWNHOUSE		APARTMENT	
ACTIVE LISTINGS	6	-50.0%	0	-100.0%	1	+0.0%	1	+0.0%
SALES	23	-4.2%	5	+150.0%	6	+50.0%	0	-100.0%
DAYS ON MARKET	6	-66.7%	5	+25.0%	4	+0.0%	N/A	N/A



SIMCOE

	DETACHED		SEMI-DETACHED		TOWNHOUSE		APARTMENT	
ACTIVE LISTINGS	96	-26.2%	2	-33.3%	4	-71.4%	5	-73.7%
SALES	127	-36.2%	4	-42.9%	12	-14.3%	9	-18.2%
DAYS ON MARKET	13	-50.0%	5	+25.0%	7	-69.6%	26	-16.1%

### YoY SUMMARY (ALL HOMES TYPES, ALL AREAS)

SALES	<b>4,714</b>	<b>-32.0%</b>
ACTIVE LISTINGS	<b>3,848</b>	<b>-48.0%</b>
AVERAGE PRICE	<b>5,761,529</b>	<b>+495.3%</b>
DAYS ON MARKET	<b>98</b>	<b>+197.0%</b>

Brought to you by

myRealPage<sup>™</sup>  
REAL ESTATE WEBSITES

 **Toronto Regional  
Real Estate Board**

Current as of February 2022. All MLS® active listings for Toronto and area may be found at the board's website [www.trrebb.ca](http://www.trrebb.ca)  
TREB® / TRREB® is a registered trademark of the Toronto Regional Real Estate Board.