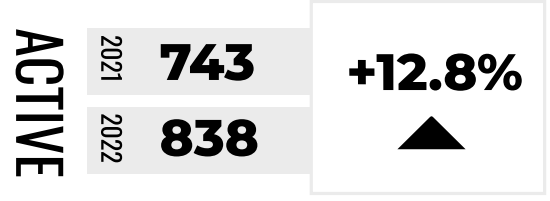
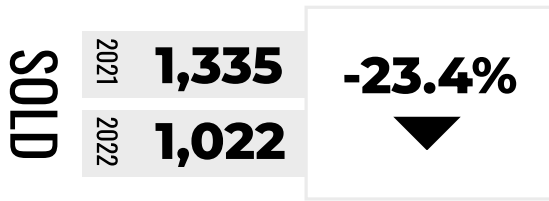


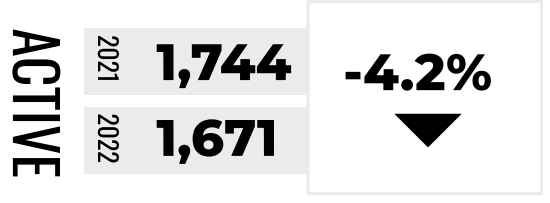
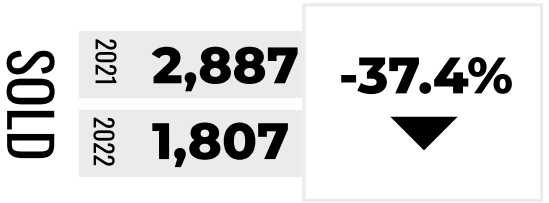
TORONTO

MARKET REPORT
PART 1 OF 2

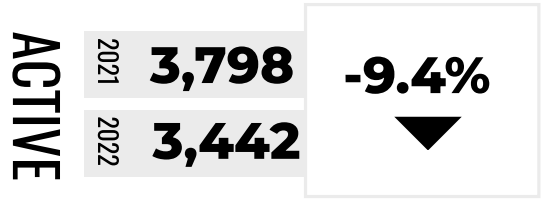
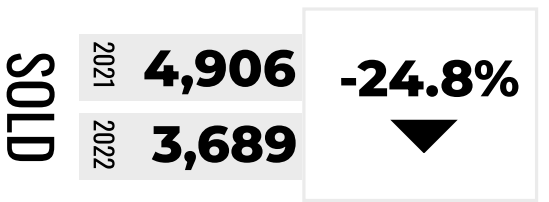
MARCH 2022



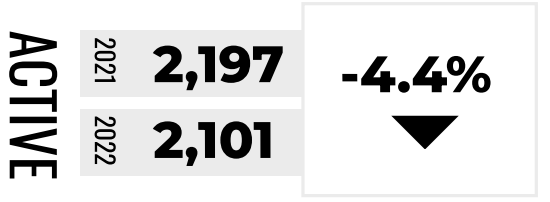
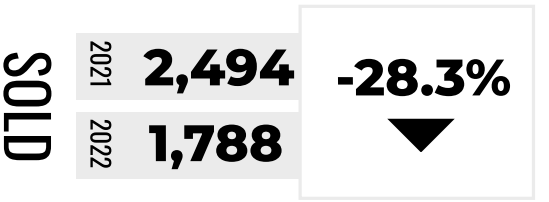
	DETACHED		SEMI-DETACHED		TOWNHOUSE		APARTMENT	
ACTIVE LISTINGS	507	+5.6%	47	+17.5%	148	+82.7%	136	-4.2%
SALES	610	-33.0%	67	-30.2%	190	+30.1%	155	-15.3%
DAYS ON MARKET	8	-20.0%	8	+60.0%	7	-22.2%	9	-40.0%



	DETACHED		SEMI-DETACHED		TOWNHOUSE		APARTMENT	
ACTIVE LISTINGS	929	-4.0%	288	+20.5%	188	-10.5%	266	-18.7%
SALES	880	-42.4%	331	-37.9%	186	-46.2%	410	-14.8%
DAYS ON MARKET	8	+0.0%	7	+16.7%	8	+14.3%	7	-46.2%



	DETACHED		SEMI-DETACHED		TOWNHOUSE		APARTMENT	
ACTIVE LISTINGS	1,110	-8.0%	244	-9.0%	106	-65.9%	1,982	-1.5%
SALES	1,098	-24.3%	331	-29.7%	119	-67.9%	2,141	-18.1%
DAYS ON MARKET	9	-10.0%	8	+14.3%	7	-22.2%	10	-33.3%



	DETACHED		SEMI-DETACHED		TOWNHOUSE		APARTMENT	
ACTIVE LISTINGS	1,351	-19.2%	120	-9.1%	289	+144.9%	341	+24.0%
SALES	1,036	-39.5%	134	-33.3%	251	+85.9%	367	-17.9%
DAYS ON MARKET	9	-10.0%	8	+0.0%	8	+0.0%	9	-30.8%

HALTON

PEEL

CITY OF TORONTO

YORK

Brought to you by

myRealPage[™]
REAL ESTATE WEBSITES

 Toronto Regional
Real Estate Board

Current as of April 2022. All MLS® active listings for Toronto and area may be found at the board's website www.trreb.ca.
TREB® / TRREB® is a registered trademark of the Toronto Regional Real Estate Board.