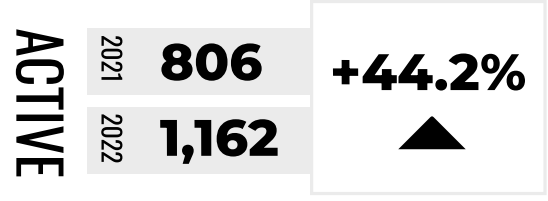
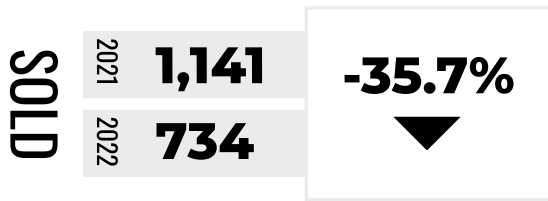


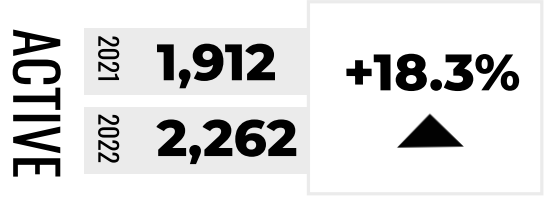
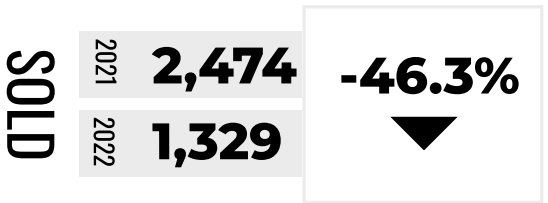
TORONTO

MARKET REPORT
PART 1 OF 2

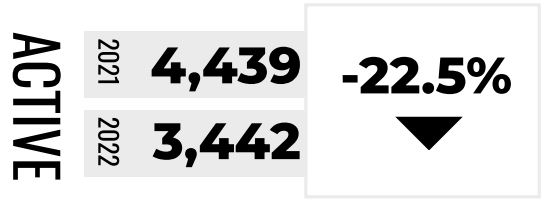
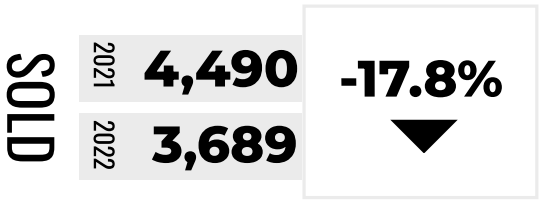
APRIL 2022



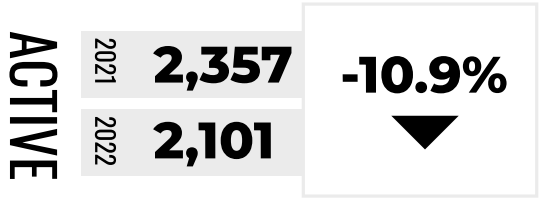
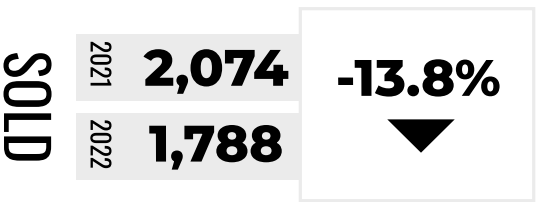
	DETACHED		SEMI-DETACHED		TOWNHOUSE		APARTMENT	
ACTIVE LISTINGS	704	+34.1%	65	+35.4%	189	+114.8%	204	+40.7%
SALES	428	-42.8%	48	-42.2%	139	+2.2%	119	-31.6%
DAYS ON MARKET	10	-9.1%	11	+57.1%	9	+0.0%	12	-14.3%



	DETACHED		SEMI-DETACHED		TOWNHOUSE		APARTMENT	
ACTIVE LISTINGS	1,217	+22.1%	368	+29.6%	241	-8.4%	436	+18.5%
SALES	680	-48.6%	270	-36.6%	125	-58.9%	254	-39.7%
DAYS ON MARKET	11	+22.2%	9	+12.5%	10	+0.0%	10	-16.7%



	DETACHED		SEMI-DETACHED		TOWNHOUSE		APARTMENT	
ACTIVE LISTINGS	1,303	-6.8%	326	+1.9%	119	-67.8%	2,609	+11.0%
SALES	868	-34.3%	311	-36.1%	115	-71.5%	1,488	-34.7%
DAYS ON MARKET	11	+10.0%	9	+28.6%	12	+20.0%	13	+8.3%



	DETACHED		SEMI-DETACHED		TOWNHOUSE		APARTMENT	
ACTIVE LISTINGS	1,598	-10.1%	162	+33.9%	329	+169.7%	425	+26.5%
SALES	673	-53.7%	85	-51.1%	163	+40.5%	235	-28.8%
DAYS ON MARKET	12	+0.0%	10	+0.0%	11	-21.4%	12	+9.1%

HALTON

PEEL

CITY OF TORONTO

YORK

Brought to you by

my RealPage

 Toronto Regional Real Estate Board

Current as of May 2022. All MLS® active listings for Toronto and area may be found at the board's website www.trreb.ca. TREB® / TRREB® is a registered trademark of the Toronto Regional Real Estate Board.