


SEPTEMBER 2022 REPORT FRASER VALLEY - 2

WHITE ROCK / SOUTH SURREY


TOTAL ACTIVE LISTINGS **346**  **+0.0%**

SALES **36**  **-71.0%**

BENCHMARK PRICE  **\$ 1,897,500** **+9.8%**


TOTAL ACTIVE LISTINGS **164**  **+164.5%**

SALES **36**  **-44.6%**

BENCHMARK PRICE  **\$ 924,900** **+9.5%**

TOTAL ACTIVE LISTINGS **191**  **+34.5%**

SALES **49**  **-47.9%**


BENCHMARK PRICE  **\$ 583,000** **+10.0%**

DETACHED


TOWNHOUSE

APARTMENT

LANGLEY


TOTAL ACTIVE LISTINGS **307**  **+100.7%**

SALES **73**  **-21.5%**

BENCHMARK PRICE  **\$ 1,556,000** **+2.2%**


TOTAL ACTIVE LISTINGS **186**  **+86.0%**

SALES **51**  **-55.7%**

BENCHMARK PRICE  **\$ 871,700** **+16.6%**

TOTAL ACTIVE LISTINGS **292**  **+48.2%**

SALES **60**  **-50.4%**

BENCHMARK PRICE  **\$ 599,800** **+16.8%**

Current as of October 2022.
Source www.fvreb.bc.ca

Brought to you by

myRealPage

*percentages are comparisons to previous year figures