


# OCTOBER 2023 REPORT FRASER VALLEY -2

## WHITE ROCK / SOUTH SURREY


TOTAL  
ACTIVE LISTINGS **407**  **+0.0%**

SALES **46**  **-6.1%**

BENCHMARK PRICE  
**\$ 1,946,700**  **-2.1%**


TOTAL  
ACTIVE LISTINGS **156**  **+16.4%**

SALES **36**  **-32.1%**

BENCHMARK PRICE  
**\$ 971,600**  **-2.3%**

TOTAL  
ACTIVE LISTINGS **216**  **+7.5%**

SALES **48**  **-11.1%**

BENCHMARK PRICE  
**\$ 642,700**  **+2.2%**

DETACHED


TOWNHOUSE

APARTMENT

## LANGLEY


TOTAL  
ACTIVE LISTINGS **376**  **-1.3%**

SALES **57**  **-19.7%**

BENCHMARK PRICE  
**\$ 1,632,100**  **-0.3%**


TOTAL  
ACTIVE LISTINGS **150**  **+6.4%**

SALES **58**  **+9.4%**

BENCHMARK PRICE  
**\$ 869,600**  **+1.0%**

TOTAL  
ACTIVE LISTINGS **284**  **+3.3%**

SALES **74**  **-12.9%**

BENCHMARK PRICE  
**\$ 609,500**  **+0.5%**

Current as of November 2023.  
Source [www.fvreb.bc.ca](http://www.fvreb.bc.ca)

Brought to you by

my RealPage

\*percentages are comparisons to previous year figures