


OCTOBER 2023 REPORT FRASER VALLEY -4

SURREY - CLOVERDALE


TOTAL ACTIVE LISTINGS **148**  **+8.8%**

SALES **28**  **+12.0%**

BENCHMARK PRICE
\$ 1,480,400  **-2.5%**


TOTAL ACTIVE LISTINGS **69**  **+6.2%**

SALES **21**  **-43.2%**

BENCHMARK PRICE
\$ 852,800  **+0.0%**

TOTAL ACTIVE LISTINGS **38**  **+18.8%**

SALES **12**  **+9.1%**

BENCHMARK PRICE
\$ 580,500  **-0.3%**

DETACHED


TOWNHOUSE

APARTMENT

SURREY - NORTH


TOTAL ACTIVE LISTINGS **302**  **+2.4%**

SALES **30**  **-14.3%**

BENCHMARK PRICE
\$ 1,478,000  **-1.0%**


TOTAL ACTIVE LISTINGS **63**  **-4.5%**

SALES **10**  **-44.4%**

BENCHMARK PRICE
\$ 787,200  **+2.5%**

TOTAL ACTIVE LISTINGS **527**  **+7.8%**

SALES **83**  **-3.5%**

BENCHMARK PRICE
\$ 489,800  **-0.8%**

Current as of November 2023.
Source www.fvreb.bc.ca

Brought to you by

 myRealPage

*percentages are comparisons to previous year figures