

DECEMBER 2023 REPORT FRASER VALLEY -1

Current as of January 2024.
Source www.fvreb.bc.ca


Brought to you by

 RealPage

ABBOTSFORD


TOTAL
ACTIVE LISTINGS **222**  **+22.0%**


SALES **38**  **+5.6%**

BENCHMARK PRICE
\$ 1,167,100  **+10.1%**


TOTAL
ACTIVE LISTINGS **72**  **-32.1%**

SALES **22**  **-18.5%**

BENCHMARK PRICE
\$ 646,800  **+2.9%**

TOTAL
ACTIVE LISTINGS **130**  **-18.8%**

SALES **38**  **+18.8%**

BENCHMARK PRICE
\$ 446,400  **+11.3%**

DETACHED


TOWNHOUSE

APARTMENT

MISSION


TOTAL
ACTIVE LISTINGS **143**  **+30.0%**

SALES **32**  **+45.5%**

BENCHMARK PRICE
\$ 983,200  **+7.7%**


TOTAL
ACTIVE LISTINGS **32**  **+128.6%**

SALES **7**  **+133.3%**

BENCHMARK PRICE
\$ 670,500  **+6.0%**

TOTAL
ACTIVE LISTINGS **34**  **+25.9%**

SALES **6**  **+200.0%**

BENCHMARK PRICE
\$ 452,300  **+1.0%**

*percentages are comparisons to previous year figures