



DECEMBER 2023 REPORT FRASER VALLEY -4

SURREY - CLOVERDALE


TOTAL ACTIVE LISTINGS **99**  **+45.6%**

SALES **25**  **+47.1%**

BENCHMARK PRICE
\$ 1,461,000  **+8.4%**


TOTAL ACTIVE LISTINGS **50**  **+2.0%**

SALES **19**  **+26.7%**

BENCHMARK PRICE
\$ 843,900  **+7.0%**

TOTAL ACTIVE LISTINGS **24**  **+4.3%**

SALES **13**  **-7.1%**

BENCHMARK PRICE
\$ 564,500  **9.1%**

DETACHED


TOWNHOUSE

APARTMENT

SURREY - NORTH


TOTAL ACTIVE LISTINGS **212**  **+18.4%**

SALES **31**  **+93.8%**

BENCHMARK PRICE
\$ 1,448,700  **+6.8%**


TOTAL ACTIVE LISTINGS **51**  **-20.3%**

SALES **12**  **+9.1%**

BENCHMARK PRICE
\$ 738,200  **+4.0%**

TOTAL ACTIVE LISTINGS **372**  **+40.4%**

SALES **83**  **+40.7%**

BENCHMARK PRICE
\$ 482,700  **+5.0%**

Current as of January 2024.
Source www.fvreb.bc.ca

Brought to you by
 myRealPage

*percentages are comparisons to previous year figures