

CITY OF CALGARY

MARKET REPORT PART 1 OF 2

JUEN 2024

2024 vs 2023
Comparison

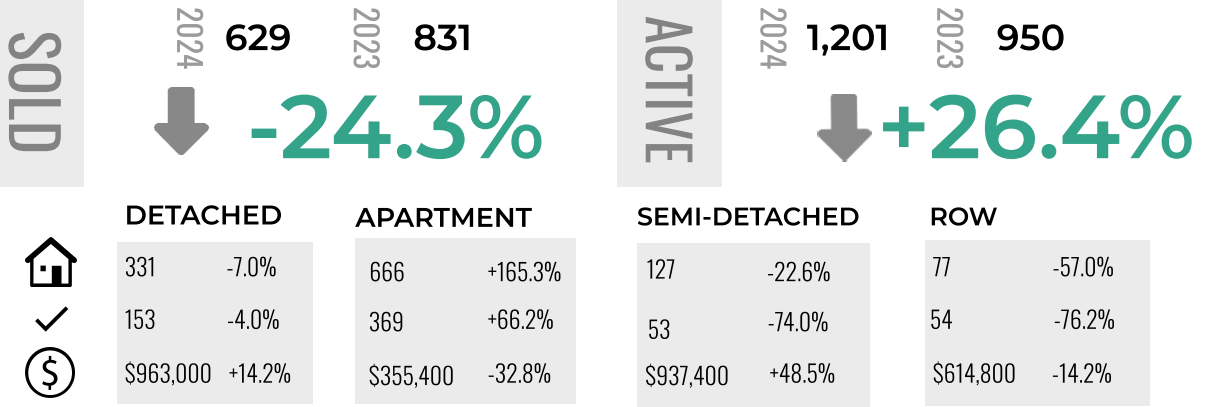
Current as of July 2024. All MLS® active listings for Calgary and Area may be found at the board's website at www.creb.com. CREB® is a registered trademark of the Calgary Real Estate Board Cooperative

LEGEND

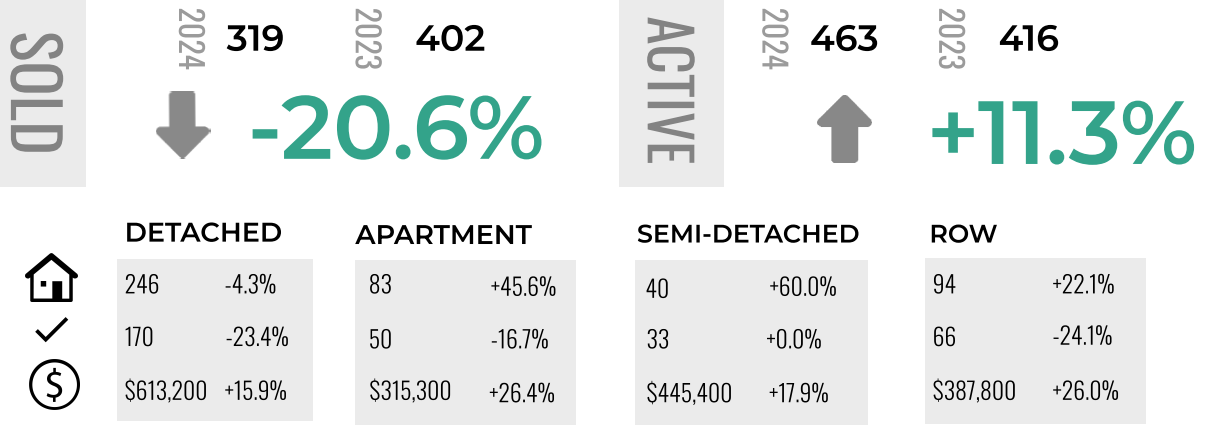
-  ACTIVE LISTINGS
-  SALES
-  BENCHMARK PRICE



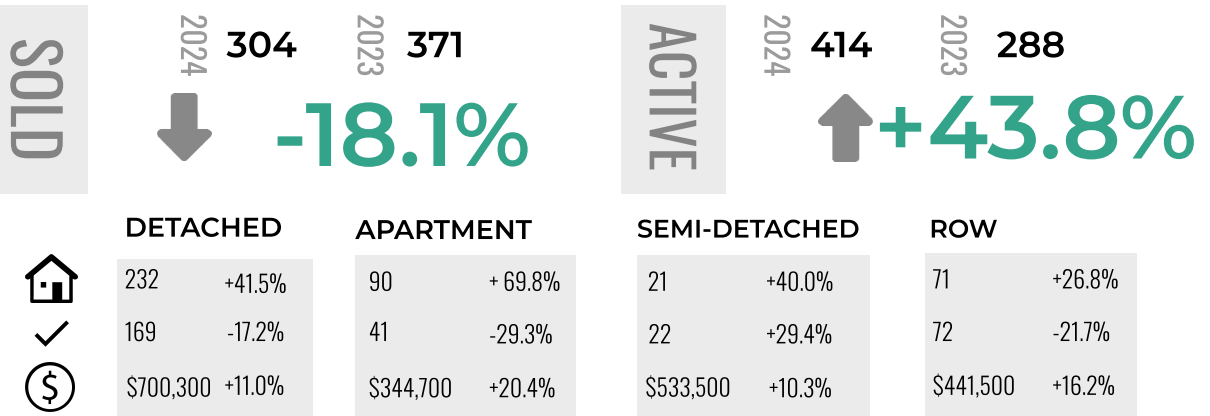
CITY CENTRE



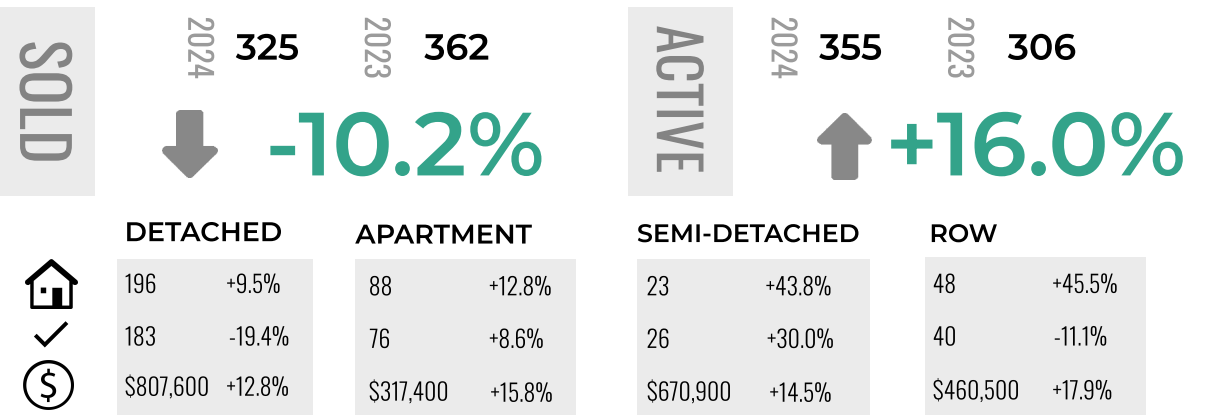
NORTH EAST



NORTH



NORTH WEST



CITY OF CALGARY

MARKET REPORT PART 2 OF 2

JUNE 2024

2024 vs 2023
Comparison






Current as of July 2024. All MLS® active listings for Calgary and Area may be found at the board's website at www.creb.com. CREB® is a registered trademark of the Calgary Real Estate Board Cooperative

LEGEND






-  ACTIVE LISTINGS
-  SALES
-  BENCHMARK PRICE








WEST

SOLD	2024	265	2023	291	ACTIVE	2024	331	2023	371
		-8.9%				-10.8%			
	DETACHED		APARTMENT		SEMI-DETACHED		ROW		
	157	-18.7%	87	-13.9%	29	+45.0%	58	+1.8%	
	123	-22.2%	69	+9.5%	23	+15.0%	50	+0.0%	
	\$992,300	+13.1%	\$359,000	+14.7%	\$821,700	+10.0%	\$479,300	+17.4%	






SOUTH

SOLD	2024	471	2023	508	ACTIVE	2024	521	2023	464
		-7.3%				+12.3%			
	DETACHED		APARTMENT		SEMI-DETACHED		ROW		
	323	+14.1%	99	-4.8%	30	+3.4%	69	+43.8%	
	262	+1.9%	92	-27.0%	43	+2.4%	74	-10.8%	
	\$735,900	+11.9%	\$321,000	+18.5%	\$541,000	+13.3%	\$412,200	+16.6%	

SOUTH EAST

SOLD	2024	337	2023	374	ACTIVE	2024	387	2023	296
		-9.9%				+30.7%			
	DETACHED		APARTMENT		SEMI-DETACHED		ROW		
	226	+37.8%	83	+43.1%	21	+16.7%	57	+1.8%	
	170	-13.3%	77	-2.5%	23	-11.5%	67	-8.2%	
	\$734,100	+10.8%	\$374,200	+19.4%	\$527,800	+12.7%	\$475,500	+17.8%	

EAST

SOLD	2024	83	2023	103	ACTIVE	2024	89	2023	84
		-19.4%				+6.0%			
	DETACHED		APARTMENT		SEMI-DETACHED		ROW		
	45	+4.7%	23	-4.2%	9	-18.2%	12	+00.0%	
	44	-27.9%	17	-5.6%	10	-16.7%	12	+0.0%	
	\$534,400	+19.6%	\$263,500	+29.6%	\$406,500	+20.9%	\$308,100	+31.7%	