

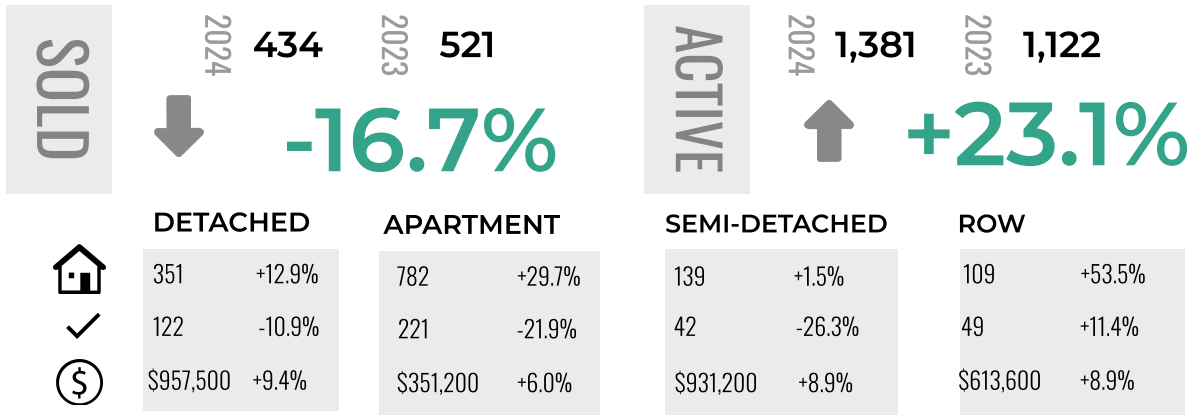
# CITY OF CALGARY

MARKET REPORT PART 1 OF 2  
SEPTEMBER 2024

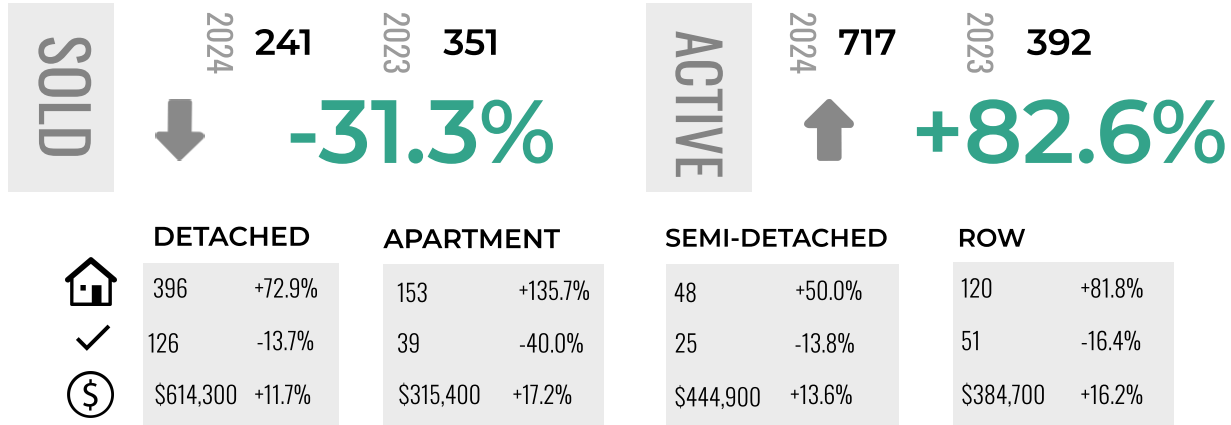
2024 vs 2023  
Comparison

Current as of October 2024. All MLS® active listings for Calgary and Area may be found at the board's website at [www.creb.com](http://www.creb.com). CREB® is a registered trademark of the Calgary Real Estate Board Cooperative

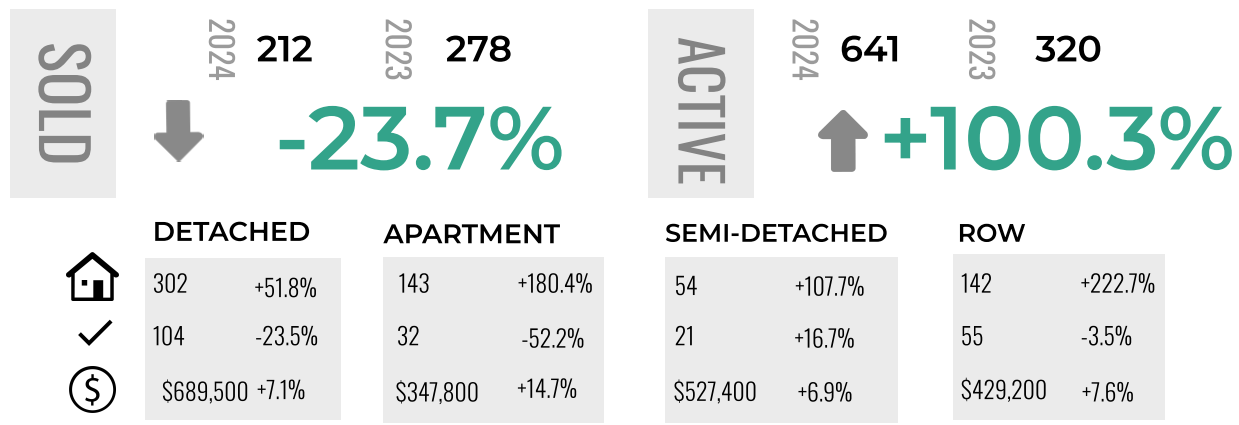
## CITY CENTRE



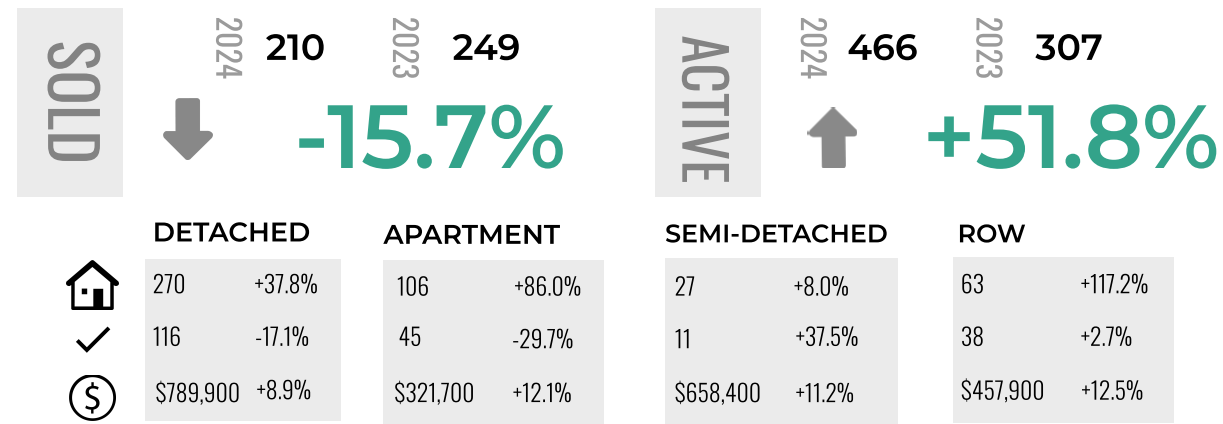
## NORTH EAST



## NORTH



## NORTH WEST



### LEGEND

- ACTIVE LISTINGS
- SALES
- BENCHMARK PRICE



# CITY OF CALGARY

MARKET REPORT PART 2 OF 2


SEPTEMBER 2024

2024 vs 2023  
Comparison

Current as of October 2024. All MLS® active listings for Calgary and Area may be found at the board's website at [www.creb.com](http://www.creb.com). CREB® is a registered trademark of the Calgary Real Estate Board Cooperative

## LEGEND

 ACTIVE LISTINGS

 SALES

 BENCHMARK PRICE



## WEST

SOLD

2024 179  
2023 199  
↓ -10.1%



**DETACHED**  
211 +17.9%  
86 -14.9%  
\$966,200 +10.1%

**APARTMENT**  
121 +108.6%  
37 -15.9%  
\$370,000 +14.8%

ACTIVE

2024 442  
2023 311  
↑ +42.1%

**SEMI-DETACHED**  
35 +75.0%  
15 +36.4%  
\$798,700 +7.8%

**ROW**  
75 +38.9%  
41 -4.7%  
\$479,000 +8.9%

## SOUTH

SOLD

2024 377  
2023 454  
↓ -17.0%



**DETACHED**  
425 +36.7%  
204 -15.7%  
\$731,300 +10.0%

**APARTMENT**  
155 +52.0%  
64 -35.4%  
\$325,300 +14.1%

ACTIVE

2024 711  
2023 487  
↑ +46.0%

**SEMI-DETACHED**  
25 -16.7%  
35 -12.5%  
\$538,100 +9.8%

**ROW**  
106 +140.9%  
74 +1.4%  
\$413,600 +12.3%

## SOUTH EAST

SOLD

2024 275  
2023 285  
↓ -3.5%



**DETACHED**  
270 +57.0%  
138 -4.2%  
\$718,300 +5.8%

**APARTMENT**  
129 +81.7%  
57 -5.0%  
\$373,500 +12.7%

ACTIVE

2024 539  
2023 318  
↑ +69.5%

**SEMI-DETACHED**  
30 +114.3%  
28 +86.7%  
\$513,900 +6.8%

**ROW**  
110 +80.3%  
52 -21.2%  
\$646,300 +52.1%

## EAST

SOLD

2024 65  
2023 100  
↓ -35.0%



**DETACHED**  
71 +57.8%  
41 -16.3%  
\$526,900 +15.0%

**APARTMENT**  
29 +70.6%  
7 -70.8%  
262,600 +18.3%

ACTIVE

2024 124  
2023 79  
↑ +57.0%

**SEMI-DETACHED**  
11 +37.5%  
5 -61.5%  
\$402,300 +16.0%

**ROW**  
13 +44.4%  
12 -14.3%  
\$305,400 +18.3%