

# CITY OF CALGARY

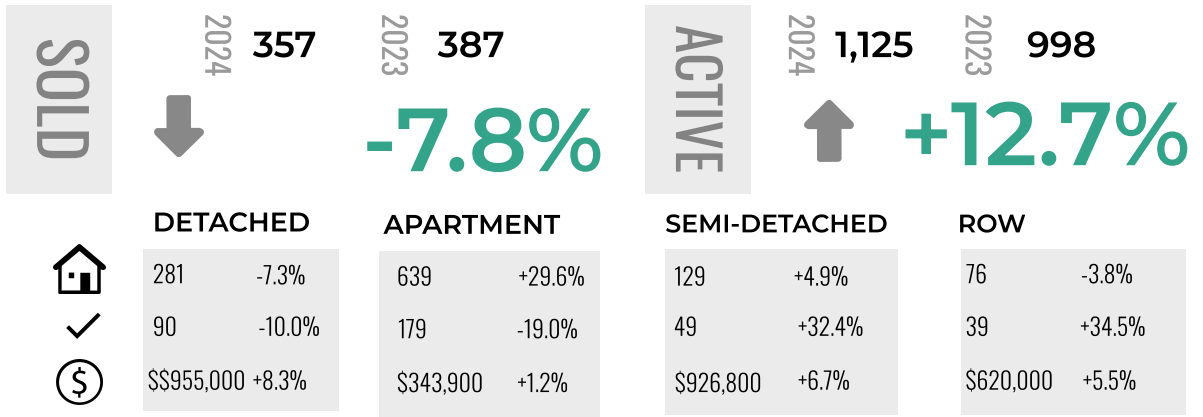
MARKET REPORT PART 1 OF 2

NOVEMBER 2024

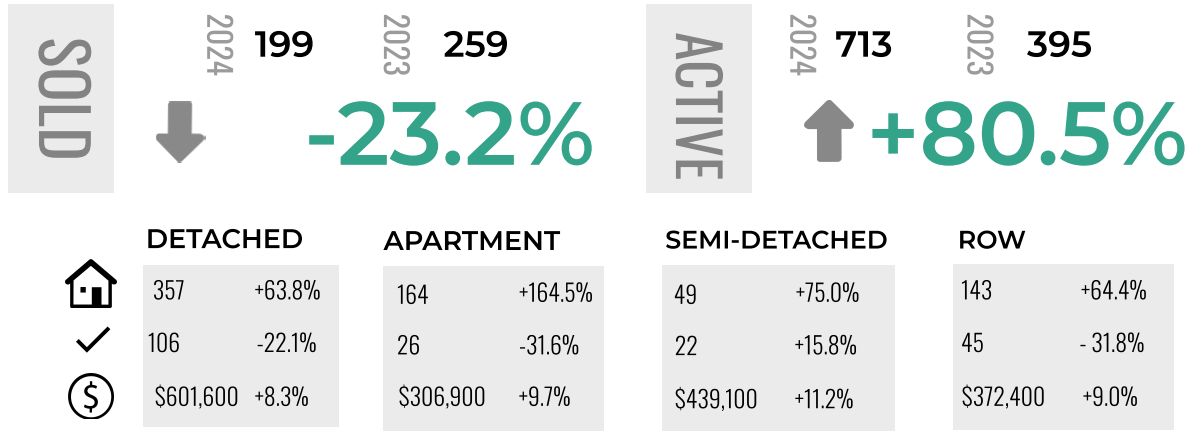
2024 vs 2023  
Comparison

Current as of December 2024. All MLS® active listings for Calgary and Area may be found at the board's website at [www.creb.com](http://www.creb.com). CREB® is a registered trademark of the Calgary Real Estate Board Cooperative

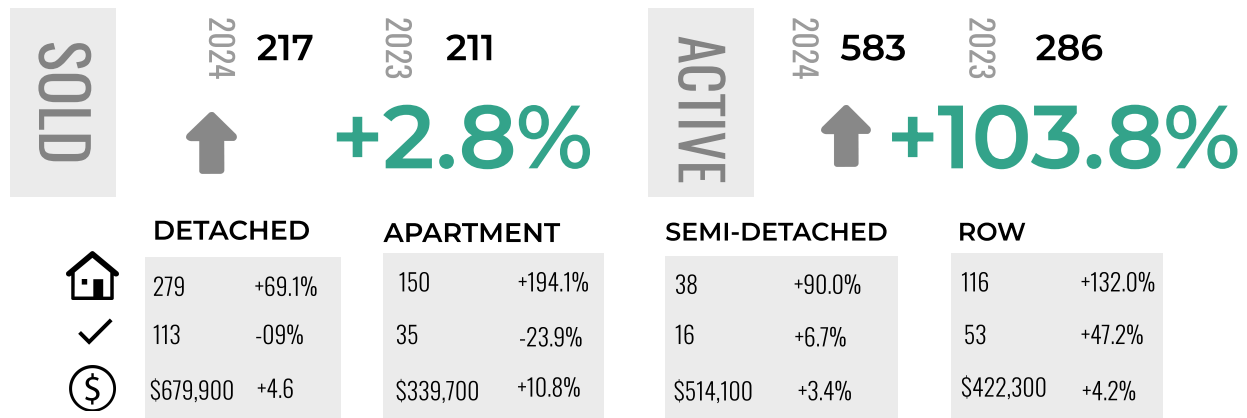
## CITY CENTRE



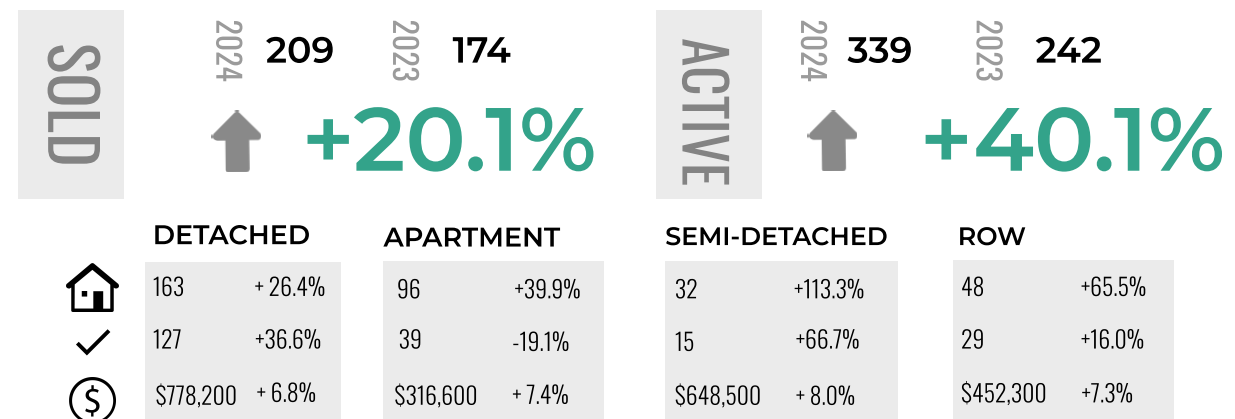
## NORTH EAST



## NORTH



## NORTH WEST



### LEGEND

- ACTIVE LISTINGS
- SALES
- BENCHMARK PRICE



# CITY OF CALGARY

MARKET REPORT PART 2 OF 2

NOVEMBER 2024

2024 vs 2023  
Comparison

Current as of December 2024. All MLS® active listings for Calgary and Area may be found at the board's website at [www.creb.com](http://www.creb.com). CREB® is a registered trademark of the Calgary Real Estate Board Cooperative

## LEGEND

-  ACTIVE LISTINGS
-  SALES
-  BENCHMARK PRICE



## WEST

SOLD

2024 181  
↑ +16.8%  
2023 155



### DETACHED

134 -15.7%  
79 +11.3%  
\$962,600 +8.6%

### APARTMENT

104 +89.1%  
46 +9.5%  
\$363,800 +9.7%

ACTIVE

2024 327  
↑ +19.8%  
2023 273

### SEMI-DETACHED

26 +18.2%  
14 +27.3%  
\$787,900 +4.4%

### ROW

63 +70.3%  
42 +35.5%  
\$473,700 +5.1%

## SOUTH

SOLD

2024 329  
↑ +3.1%  
2023 319



### DETACHED

324 +35.0%  
189 +15.2%  
\$720,200 +8.4%

### APARTMENT

183 +137.7%  
51 -44.0%  
\$318,600 +10.0%

ACTIVE

2024 631  
↑ +58.1%  
2023 399

### SEMI-DETACHED

38 +5.6%  
26 +23.8%  
\$533,000 +8.8%

### ROW

86 +87.0%  
63 +46.5%  
\$408,700 +9.4%

## SOUTH EAST

SOLD

2024 251  
↑ +14.1%  
2023 220



### DETACHED

232 +54.7%  
129 +17.3%  
\$717,500 +5.7%

### APARTMENT

118 +78.8%  
46 -22.0%  
\$364,700 +8.1%

ACTIVE

2024 481  
↑ +67.0%  
2023 288

### SEMI-DETACHED

36 +125.0%  
26 +23.8%  
\$516,300 +6.9%

### ROW

95 +69.6%  
50 +66.7%  
\$458,200 +7.3%

## EAST

SOLD

2024 63  
↓ +8.6%  
2023 58



### DETACHED

55 +48.6%  
28 +0.0%  
\$532,500 +13.3%

### APARTMENT

25 +212.5%  
8 -55.6%  
\$255,900 +10.4%

ACTIVE

2024 95  
↑ +43.9%  
2023 66

### SEMI-DETACHED

8 +14.3%  
5 -28.6%  
\$409,300 +14.3%

### ROW

7 -50.0%  
22 +340.0%  
\$309,200 +14.4%