

# CITY OF CALGARY

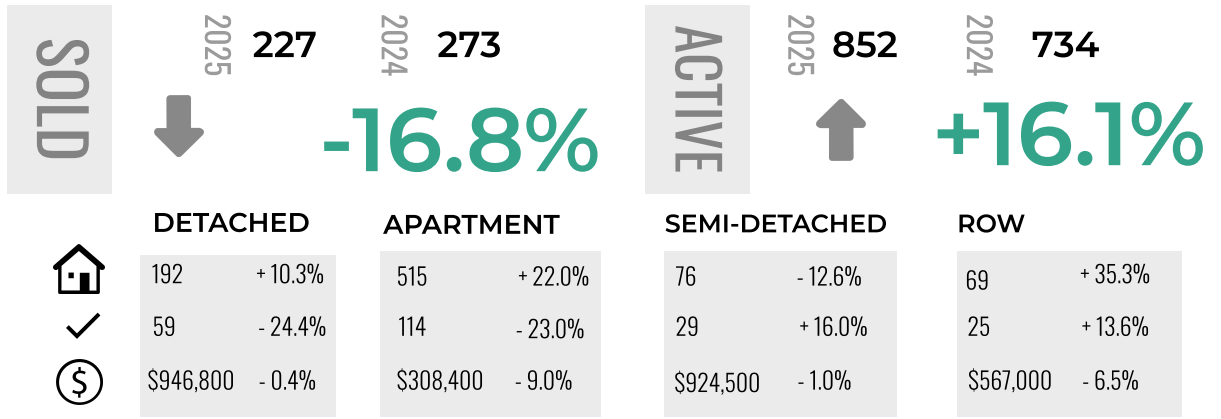
## MARKET REPORT PART 1 OF 2

### DECEMBER 2025

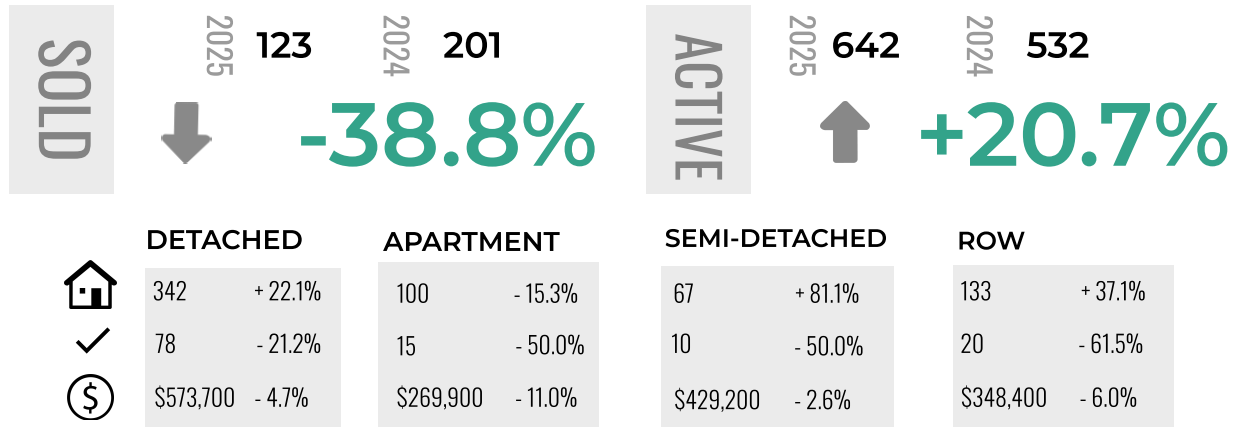
2025 vs 2024  
Comparison

Current as of January 2026. All MLS® active listings for Calgary and Area may be found at the board's website at [www.creb.com](http://www.creb.com). CREB® is a registered trademark of the Calgary Real Estate Board Cooperative

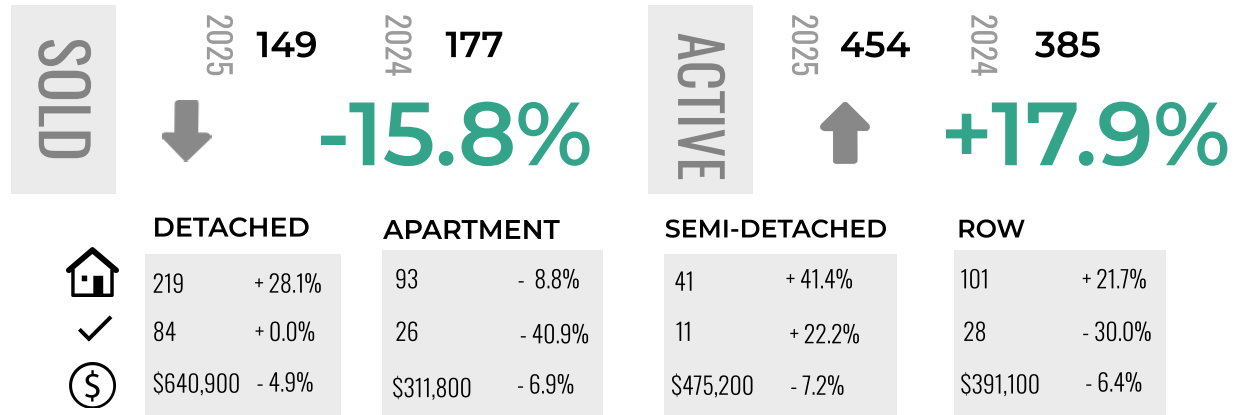
## CITY CENTRE



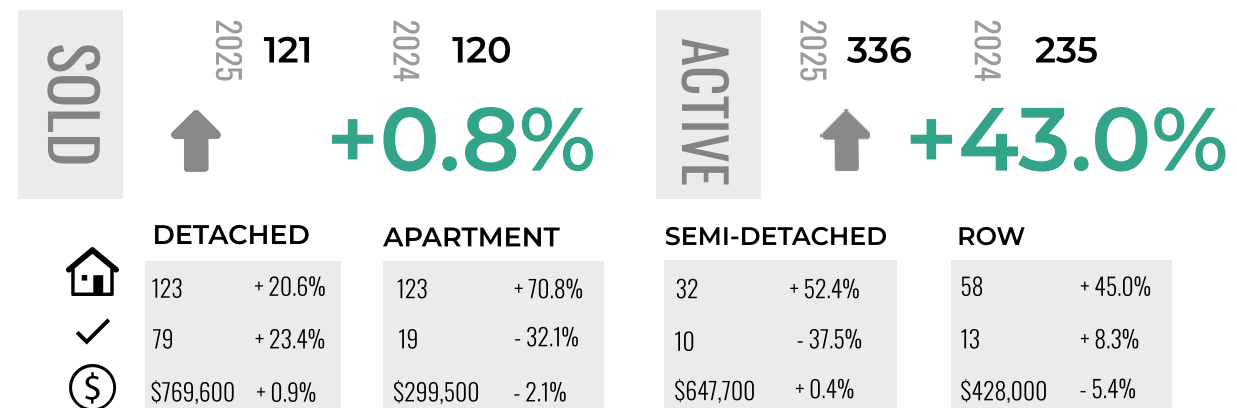
## NORTH EAST



## NORTH



## NORTH WEST



## LEGEND

- ACTIVE LISTINGS
- SALES
- BENCHMARK PRICE



# CITY OF CALGARY

## MARKET REPORT PART 2 OF 2

### DECEMBER 2025

2025 vs 2024  
Comparison

Current as of January 2026. All MLS® active listings for Calgary and Area may be found at the board's website at [www.creb.com](http://www.creb.com). CREB® is a registered trademark of the Calgary Real Estate Board Cooperative

## LEGEND



ACTIVE LISTINGS



SALES



BENCHMARK PRICE



creb®

## WEST

SOLD

2025 103  
↑  
2024 96  
**+7.3%**



### DETACHED

109 +10.1%  
55 +34.1%  
\$935,100 -3.2%

### APARTMENT

107 +28.9%  
22 -18.5%  
\$328,900 -8.4%

ACTIVE

2025 299  
↑  
2024 241  
**+24.1%**

### SEMI-DETACHED

31 +138.5%  
5 -28.6%  
\$800,200 +0.9%

### ROW

52 +13.0%  
21 +0.0%  
\$442,200 -3.8%

## SOUTH

SOLD

2025 201  
↓  
2024 238  
**-15.5%**



### DETACHED

284 +36.5%  
125 +1.6%  
\$700,100 -2.8%

### APARTMENT

137 +7.0%  
35 -32.7%  
\$285,000 -9.6%

ACTIVE

2025 559  
↑  
2024 422  
**+32.5%**

### SEMI-DETACHED

51 +75.9%  
15 -34.8%  
\$507,500 -4.9%

### ROW

87 +52.6%  
26 -35.0%  
\$381,800 -5.3%

## SOUTH EAST

SOLD

2025 163  
↓  
2024 167  
**-2.4%**



### DETACHED

239 +85.3%  
87 -5.4%  
\$688,500 -4.1%

### APARTMENT

124 +44.2%  
34 +41.7%  
\$321,800 -9.7%

ACTIVE

2025 549  
↑  
2024 319  
**+72.1%**

### SEMI-DETACHED

65 +182.6%  
10 -37.5%  
\$495,800 -3.9%

### ROW

121 +49.4%  
32 -8.6%  
\$430,500 -5.8%

## EAST

SOLD

2025 35  
↓  
2024 46  
**-23.9%**



### DETACHED

68 +41.7%  
17 -43.3%  
\$505,000 -5.9%

### APARTMENT

38 +58.3%  
7 +75.0%  
\$228,100 -10.0%

ACTIVE

2025 154  
↑  
2024 97  
**+58.8%**

### SEMI-DETACHED

19 +375.0%  
6 +0.0%  
\$666,800 +63.5%

### ROW

29 +38.1%  
5 -16.7%  
\$280,400 -8.6%