

CITY OF CALGARY

MARKET REPORT PART 1 OF 2

MAY 2026

2026 vs 2025
Comparison

Current as of June 2026. All MLS® active listings for Calgary and Area may be found at the board's website at www.creb.com. CREB® is a registered trademark of the Calgary Real Estate Board Cooperative

LEGEND




-  ACTIVE LISTINGS
-  SALES
-  BENCHMARK PRICE



CITY CENTRE

SOLD 2026 **396** 2025 **1,267**
↓ - **68.7%**




ACTIVE 2026 **1,565** 2025 **1,529**
↑ + **2.4%**

	DETACHED	APARTMENT	SEMI-DETACHED	ROW
	366 +3.7%	905 +0.6%	144 -8.9%	150 +27.1%
	127 -85.9%	167 -28.9%	49 -26.9%	53 -18.5%
	\$985,500 -0.8%	\$306,000 -12.0%	\$955,000 -1.3%	\$573,200 -6.9%

NORTH EAST

SOLD 2026 **211** 2025 **269**
↓ - **21.6%**




ACTIVE 2026 **937** 2025 **1,025**
↓ - **8.6%**

	DETACHED	APARTMENT	SEMI-DETACHED	ROW
	523 -1.7%	135 -20.1%	91 +2.2%	188 -20.0%
	125 -8.1%	17 -50.0%	25 -21.9%	44 -34.3%
	\$563,900 -5.0%	\$26,000 -91.2%	\$422,900 -2.7%	\$347,400 -5.5%

NORTH

SOLD 2026 **247** 2025 **283**
↓ - **12.7%**




ACTIVE 2026 **850** 2025 **857**
↓ - **0.8%**

	DETACHED	APARTMENT	SEMI-DETACHED	ROW
	435 +1.4%	185 -0.5%	68 +1.5%	162 +4.1%
	148 +7.2%	30 -36.2%	12 -58.6%	57 -7.8%
	\$647,200 -5.2%	\$300,800 -8.8%	\$496,100 -5.2%	\$385,000 -9.4%

NORTH WEST

SOLD 2026 **256** 2025 **299**
↓ - **14.4%**

ACTIVE 2026 **688** 2025 **594**
↑ + **15.8%**

	DETACHED	APARTMENT	SEMI-DETACHED	ROW
	321 +2.2%	182 +24.7%	66 +88.6%	119 +20.2%
	160 -16.7%	39 -13.3%	24 +0.0%	33 -13.2%
	\$799,000 -1.5%	\$300,600 -5.0%	\$692,300 +1.6%	\$430,100 -6.1%

CITY OF CALGARY

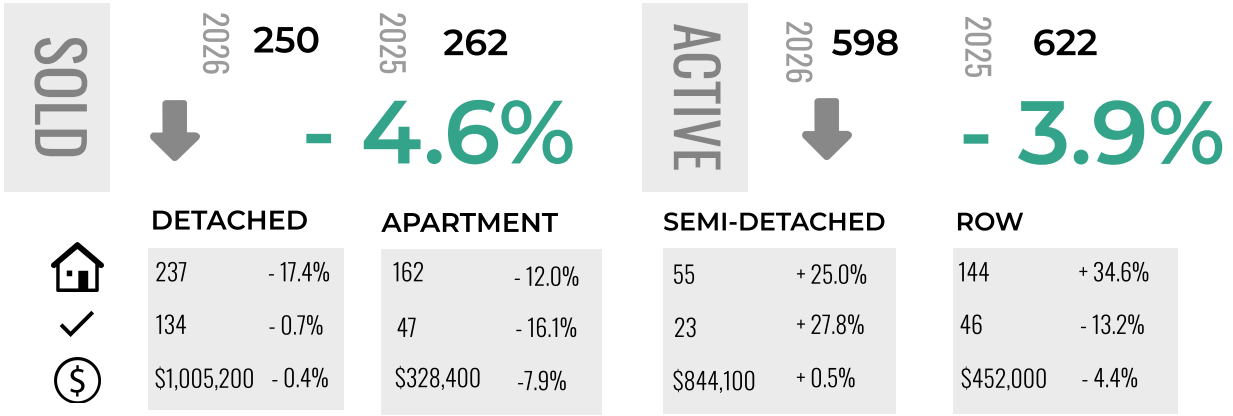
MARKET REPORT PART 2 OF 2

MAY 2026

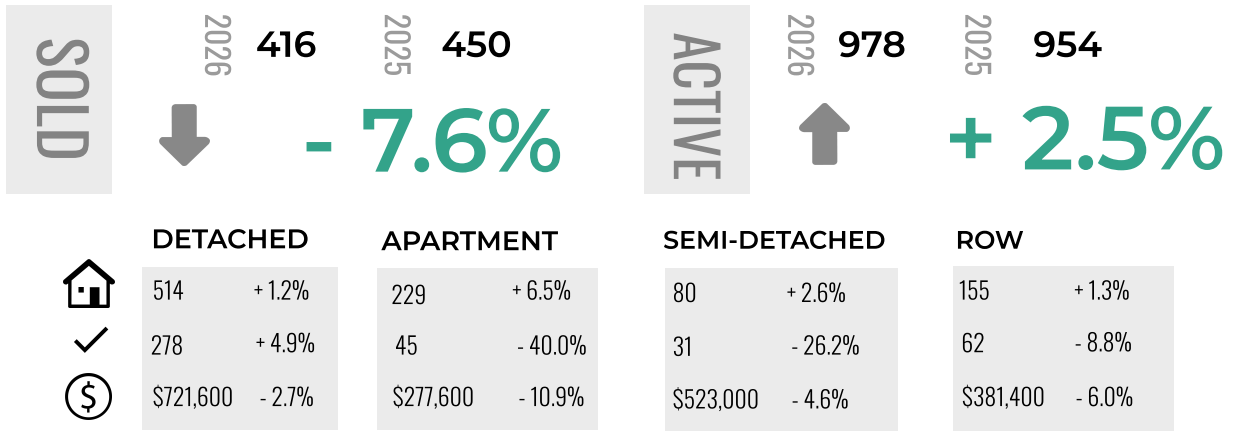
2026 vs 2025
Comparison

Current as of June 2026. All MLS® active listings for Calgary and Area may be found at the board's website at www.creb.com. CREB® is a registered trademark of the Calgary Real Estate Board Cooperative.

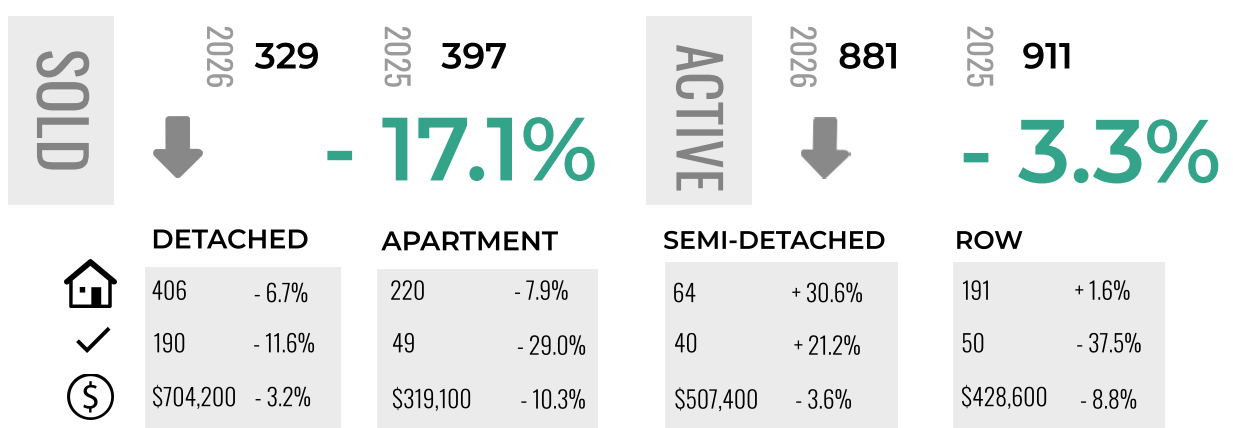
WEST



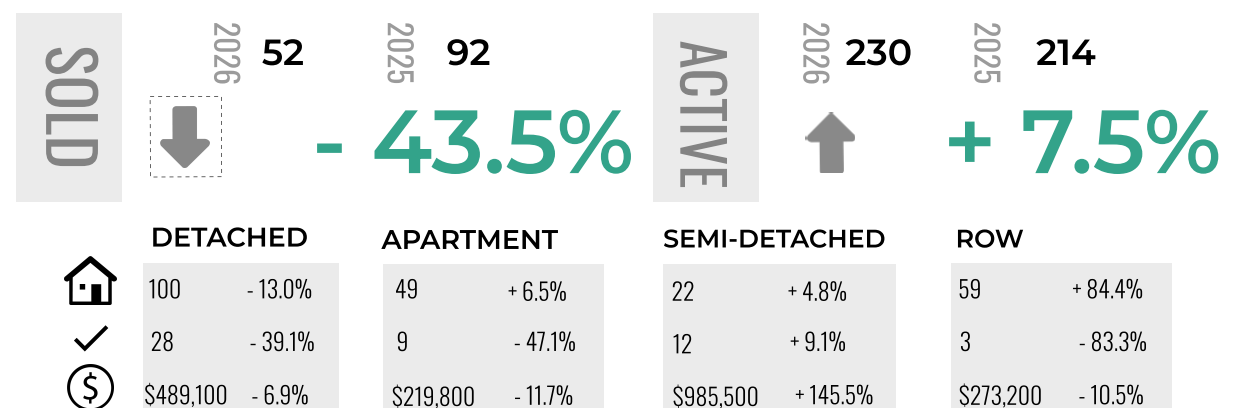
SOUTH



SOUTH EAST



EAST



LEGEND

- ACTIVE LISTINGS
- SALES
- BENCHMARK PRICE