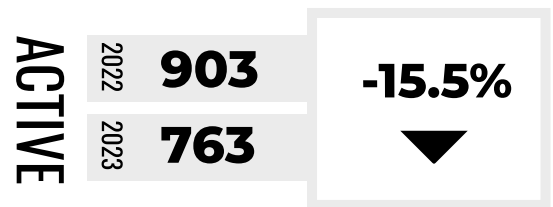
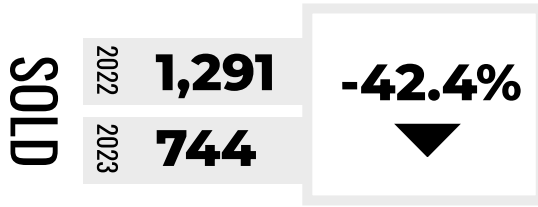


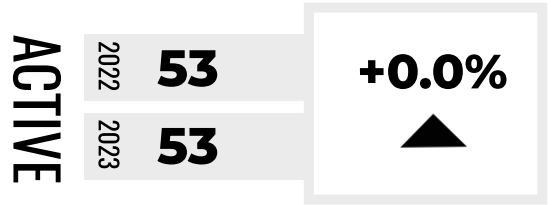
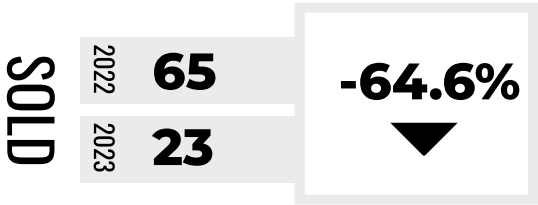
# TORONTO

## MARKET REPORT PART 2 OF 2

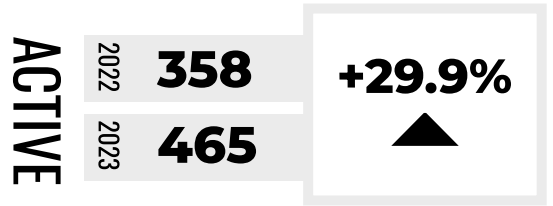
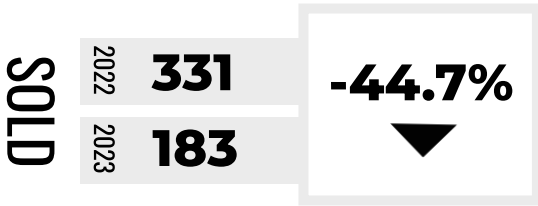
### MARCH 2023



|                 | DETACHED |         | SEMI-DETACHED |        | TOWNHOUSE |         | APARTMENT |         |
|-----------------|----------|---------|---------------|--------|-----------|---------|-----------|---------|
| ACTIVE LISTINGS | 542      | -18.1%  | 31            | -39.2% | 66        | -52.5%  | 124       | +143.1% |
| SALES           | 534      | -44.0%  | 68            | -33.3% | 66        | -61.4%  | 76        | +16.9%  |
| DAYS ON MARKET  | 14       | +100.0% | 10            | +66.7% | 12        | +100.0% | 25        | +212.5% |



|                 | DETACHED |         | SEMI-DETACHED |        | TOWNHOUSE |         | APARTMENT |         |
|-----------------|----------|---------|---------------|--------|-----------|---------|-----------|---------|
| ACTIVE LISTINGS | 39       | +39.3%  | 4             | -42.9% | 1         | -93.3%  | 9         | +200.0% |
| SALES           | 16       | -59.0%  | 2             | -71.4% | 3         | -78.6%  | 2         | -60.0%  |
| DAYS ON MARKET  | 17       | +183.3% | 8             | -11.1% | 13        | +116.7% | 38        | +533.3% |



|                 | DETACHED |         | SEMI-DETACHED |         | TOWNHOUSE |         | APARTMENT |         |
|-----------------|----------|---------|---------------|---------|-----------|---------|-----------|---------|
| ACTIVE LISTINGS | 415      | +34.7%  | 10            | -16.7%  | 4         | -85.2%  | 36        | +227.3% |
| SALES           | 159      | -40.7%  | 14            | +27.3%  | 4         | -90.2%  | 6         | -45.5%  |
| DAYS ON MARKET  | 24       | +166.7% | 15            | +150.0% | 34        | +466.7% | 41        | +141.2% |

DURHAM

DUFFERIN

SIMCOE

#### YoY SUMMARY (ALL HOMES TYPES, ALL AREAS)

|                 |                    |                |
|-----------------|--------------------|----------------|
| SALES           | <b>6,896</b>       | <b>-36.5%</b>  |
| ACTIVE LISTINGS | <b>10,120</b>      | <b>-0.4%</b>   |
| AVERAGE PRICE   | <b>\$1,108,606</b> | <b>-14.6%</b>  |
| DAYS ON MARKET  | <b>19</b>          | <b>+137.5%</b> |

Brought to you by

myRealPage