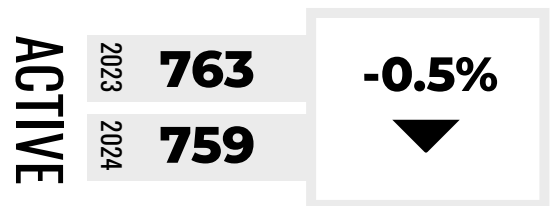
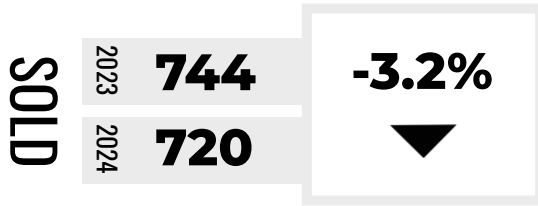


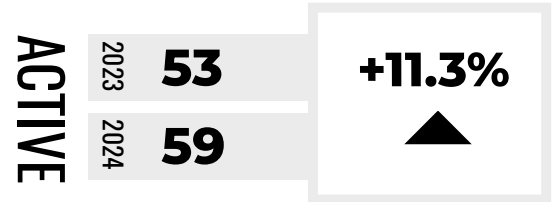
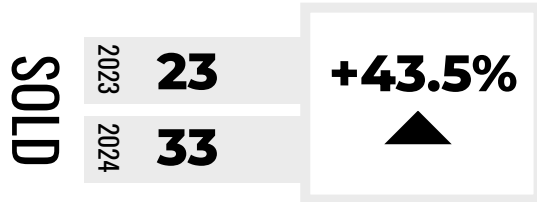
# TORONTO

## MARKET REPORT PART 2 OF 2

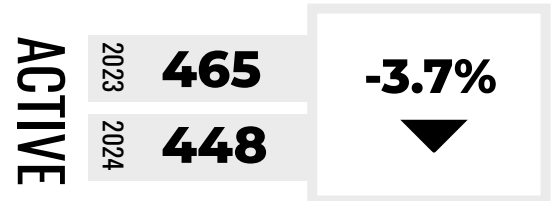

### MARCH 2024



	DETACHED	SEMI-DETACHED	TOWNHOUSE	APARTMENT
ACTIVE LISTINGS	502 -7.4%	31 +0.0%	107 +62.1%	119 -4.0%
SALES	533 -0.2%	49 -27.9%	59 -10.6%	79 +3.9%
DAYS ON MARKET	13 -7.1%	8 -20.0%	18 +50.0%	24 -4.0%



	DETACHED	SEMI-DETACHED	TOWNHOUSE	APARTMENT
ACTIVE LISTINGS	40 +2.6%	7 +75.0%	4 +300.0%	8 -11.1%
SALES	23 +43.8%	5 +150.0%	1 -66.7%	4 +100.0%
DAYS ON MARKET	12 -29.4%	17 +112.5%	18 +38.5%	17 -55.3%



	DETACHED	SEMI-DETACHED	TOWNHOUSE	APARTMENT
ACTIVE LISTINGS	375 -9.6%	6 -40.0%	9 +125.0%	58 +61.1%
SALES	169 +6.3%	18 +28.6%	3 -25.0%	6 +0.0%
DAYS ON MARKET	26 +8.3%	12 -20.0%	14 -58.8%	23 -43.9%

DURHAM

DUFFERIN

SIMCOE

#### YoY SUMMARY (ALL HOMES TYPES, ALL AREAS)

SALES	<b>6,560</b>	<b>-4.9%</b>
ACTIVE LISTINGS	<b>12,459</b>	<b>+23.1%</b>
AVERAGE PRICE	<b>\$1,121,615</b>	<b>+1.2%</b>
DAYS ON MARKET	<b>20</b>	<b>+5.3%</b>

Brought to you by

my RealPage



Current as of April 2024. All MLS® active listings for Toronto and area may be found at the board's website [www.trreb.ca](http://www.trreb.ca). TREB® / TRREB® is a registered trademark of the Toronto Regional Real Estate Board.