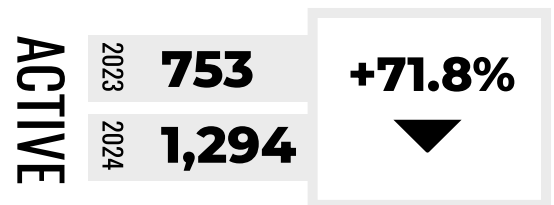
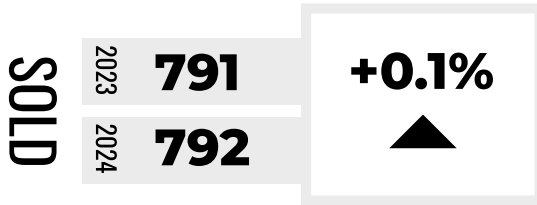


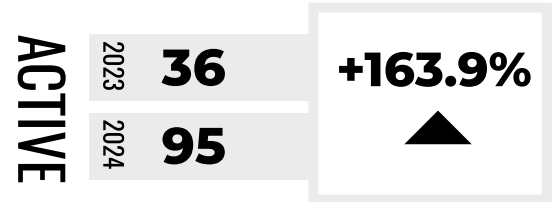
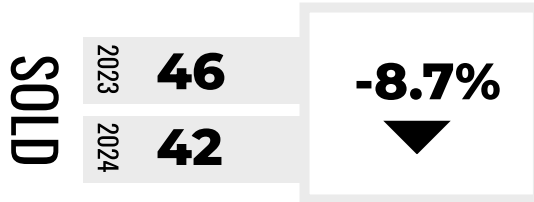
TORONTO

MARKET REPORT PART 2 OF 2

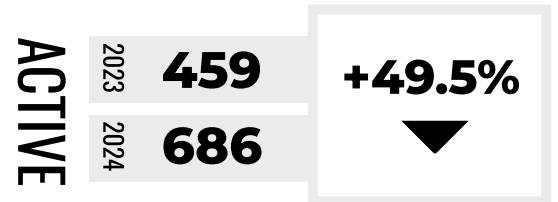
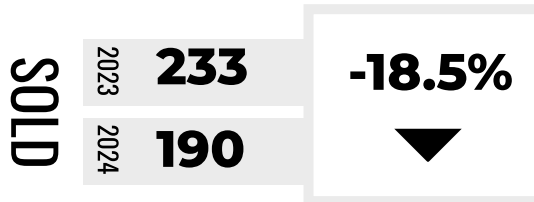
APRIL 2024



	DETACHED		SEMI-DETACHED		TOWNHOUSE		APARTMENT	
ACTIVE LISTINGS	975	+75.7%	61	+144.0%	128	+58.3%	130	+19.3%
SALES	610	+1.8%	56	+3.7%	65	-3.0%	61	-14.1%
DAYS ON MARKET	13	+18.2%	12	+33.3%	22	+100.0%	24	+0.0%



	DETACHED		SEMI-DETACHED		TOWNHOUSE		APARTMENT	
ACTIVE LISTINGS	66	+187.0%	13	+333.3%	6	+500.0%	10	-11.1%
SALES	33	-8.3%	8	+33.3%	1	+0.0%	0	-100.0%
DAYS ON MARKET	18	+12.5%	20	+122.2%	54	+671.4%	N/A	-100.0%



	DETACHED		SEMI-DETACHED		TOWNHOUSE		APARTMENT	
ACTIVE LISTINGS	608	+49.0%	12	+50.0%	8	+60.0%	58	+52.6%
SALES	172	-18.5%	5	-58.3%	1	+0.0%	12	+33.3%
DAYS ON MARKET	24	-7.7%	19	+0.0%	53	+194.4%	36	-25.0%

DURHAM

DUFFERIN

SIMCOE

YoY SUMMARY (ALL HOMES TYPES, ALL AREAS)

SALES	7,114	-5.0%
ACTIVE LISTINGS	18,088	+74.4%
AVERAGE PRICE	\$1,156,167	+0.3%
DAYS ON MARKET	28	+16.7%

Brought to you by

my RealPage



Current as of May 2024. All MLS® active listings for Toronto and area may be found at the board's website www.trreb.ca. TREB® / TRREB® is a registered trademark of the Toronto Regional Real Estate Board.