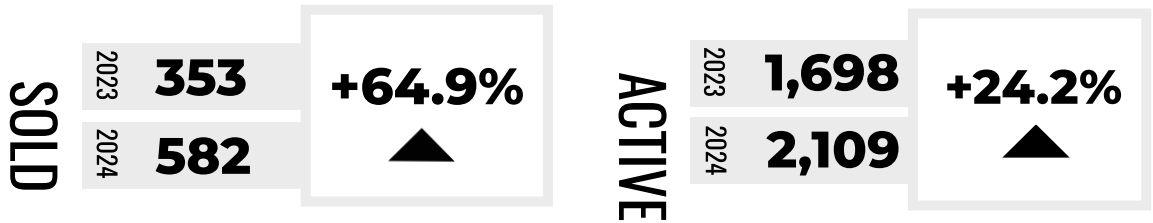


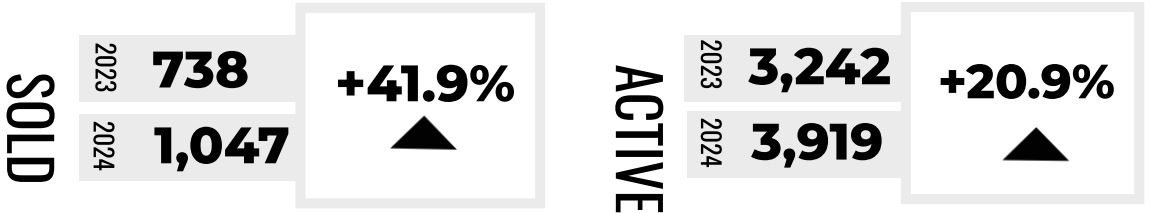
TORONTO

MARKET REPORT PART 1 OF 2

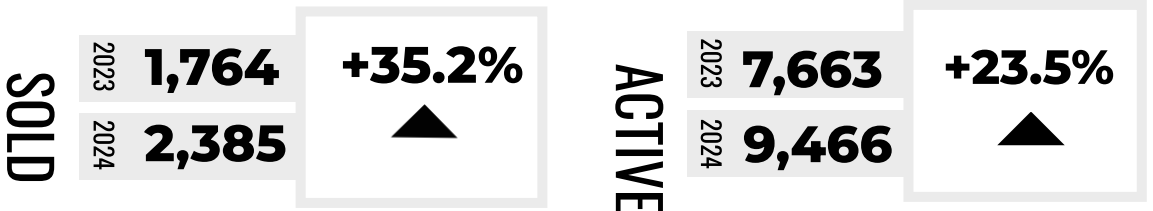
OCTOBER 2024



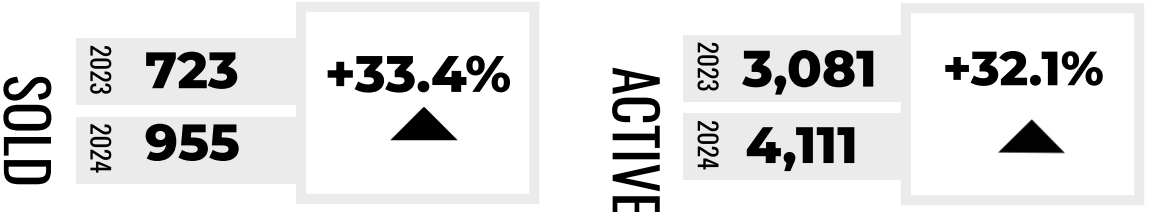
	DETACHED		SEMI-DETACHED		TOWNHOUSE		APARTMENT	
ACTIVE LISTINGS	1,263	+15.6%	72	+10.8%	195	+48.9%	579	+41.6%
SALES	379	+77.1%	37	+68.2%	59	+37.2%	107	+44.6%
DAYS ON MARKET	27	+17.4%	23	+43.8%	29	+26.1%	41	+7.9%



	DETACHED		SEMI-DETACHED		TOWNHOUSE		APARTMENT	
ACTIVE LISTINGS	2,069	+19.1%	369	+3.9%	502	+28.7%	979	+28.8%
SALES	570	+42.9%	162	+36.1%	133	+30.4%	182	-54.2%
DAYS ON MARKET	26	+36.8%	22	+4.8%	32	+33.3%	37	+27.6%



	DETACHED		SEMI-DETACHED		TOWNHOUSE		APARTMENT	
ACTIVE LISTINGS	2,357	+25.1%	515	+13.4%	710	+42.0%	5,884	+21.9%
SALES	838	+43.0%	263	+35.6%	122	+20.8%	1,162	+31.6%
DAYS ON MARKET	22	+29.4%	19	+46.2%	25	-3.8%	32	+28.0%



	DETACHED		SEMI-DETACHED		TOWNHOUSE		APARTMENT	
ACTIVE LISTINGS	2,648	+34.9%	171	18.8%	237	+12.9%	1,055	+38.1%
SALES	610	+34.1%	81	+65.3%	52	+30.0%	212	+18.4%
DAYS ON MARKET	26	+30.0%	24	+50.0%	26	+8.3%	39	+50.0%

HALTON

PEEL

CITY OF TORONTO

YORK

Brought to you by

my RealPage

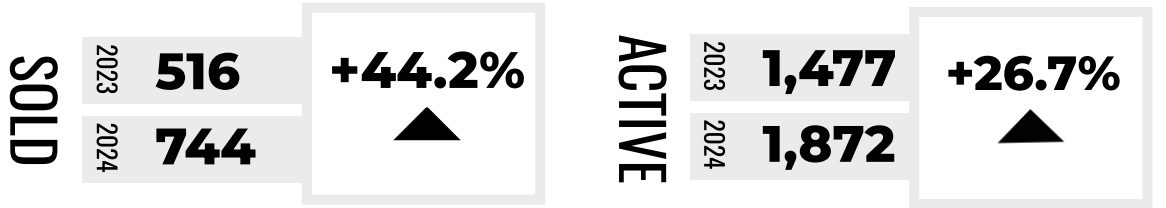
 Toronto Regional Real Estate Board

Current as of November 2024. All MLS® active listings for Toronto and area may be found at the board's website www.trrebb.ca. TREB® / TRREB® is a registered trademark of the Toronto Regional Real Estate Board.

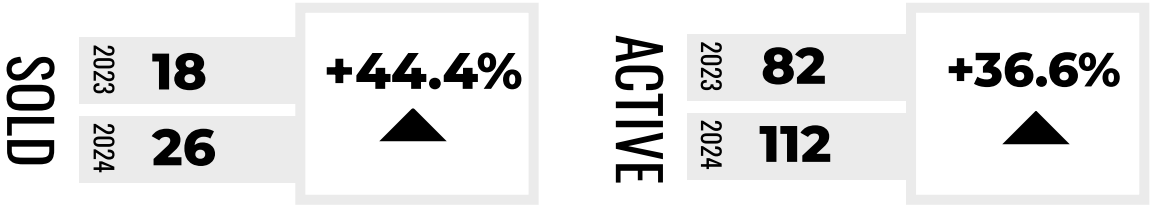
TORONTO

MARKET REPORT
PART 2 OF 2

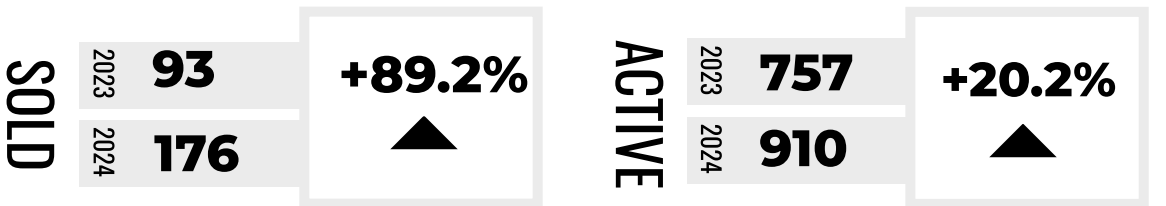
OCTOBER 2024



	DETACHED		SEMI-DETACHED		TOWNHOUSE		APARTMENT	
ACTIVE LISTINGS	1,402	+23.9%	93	+69.1%	189	+24.3%	188	+36.2%
SALES	567	+40.3%	53	39.5.0%	74	+100.0%	50	+35.1%
DAYS ON MARKET	23	+43.8%	23	+64.3%	28	+12.0%	38	+65.2%



	DETACHED		SEMI-DETACHED		TOWNHOUSE		APARTMENT	
ACTIVE LISTINGS	80	+40.4%	15	+25.0%	2	-75.0%	15	+200.0%
SALES	19	+58.3%	4	+33.3%	2	+100.0%	1	-50.0%
DAYS ON MARKET	20	+0.0%	44	+131.6%	31	+55.0%	112	+330.8%



	DETACHED		SEMI-DETACHED		TOWNHOUSE		APARTMENT	
ACTIVE LISTINGS	791	+18.2%	24	+9.1%	21	+162.5%	74	+27.6%
SALES	156	+79.3%	12	+300.0%	0	N/A	8	+166.7%
DAYS ON MARKET	33	+10.0%	31	+34.8%	0	N/A	33	-35.3%

YoY SUMMARY (ALL HOMES TYPES, ALL AREAS)

SALES	6,658	+44.4%
ACTIVE LISTINGS	24,481	+25.3%
AVERAGE PRICE	\$1,135,215	+1.1%
DAYS ON MARKET	27	+28.6%

DURHAM

DUFFERIN

SIMCOE

Brought to you by

my RealPage



Current as of November 2024. All MLSA® active listings for Toronto and area may be found at the board's website www.trreb.ca. TREBÂ® / TRREBÂ® is a registered trademark of the Toronto Regional Real Estate Board.