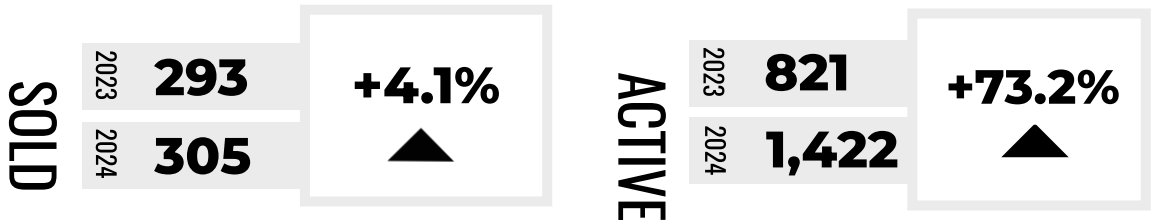


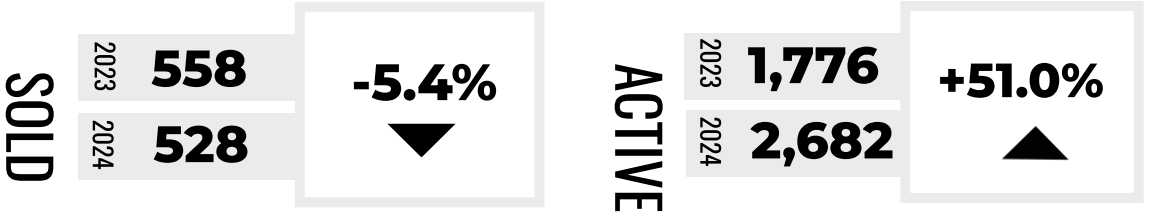
TORONTO

MARKET REPORT PART 1 OF 2

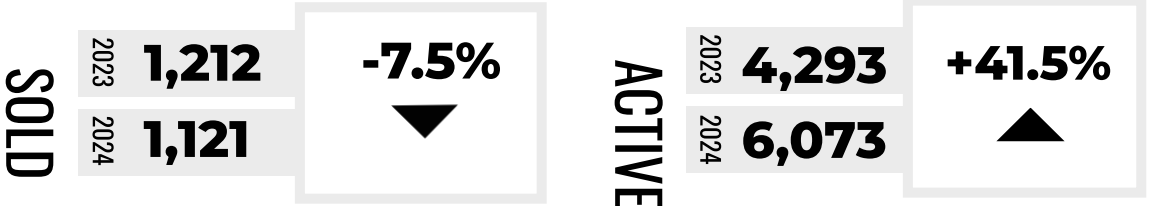
DECEMBER 2024



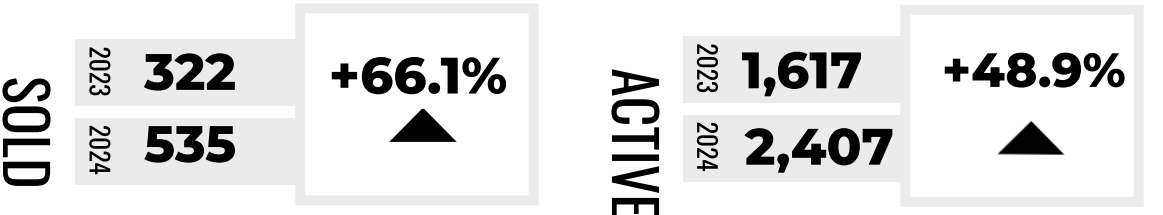
	DETACHED		SEMI-DETACHED		TOWNHOUSE		APARTMENT	
ACTIVE LISTINGS	787	+72.6%	51	+240.0%	141	+69.9%	443	+65.9%
SALES	170	-7.6%	15	-25.0%	41	+41.4%	79	+31.7%
DAYS ON MARKET	35	-5.4%	30	+3.4%	33	+13.8%	52	+15.6%



	DETACHED		SEMI-DETACHED		TOWNHOUSE		APARTMENT	
ACTIVE LISTINGS	1,297	+51.5%	271	+60.4%	336	+58.5%	778	+44.3%
SALES	260	-7.8%	88	-12.0%	76	-1.3%	104	+5.1%
DAYS ON MARKET	31	+0.0%	30	+7.1%	41	+13.9%	39	+0.0%



	DETACHED		SEMI-DETACHED		TOWNHOUSE		APARTMENT	
ACTIVE LISTINGS	1,291	+61.0%	248	+79.7%	459	+44.3%	4,075	+34.3%
SALES	309	-16.7%	113	-11.7%	93	+29.2%	606	-5.5%
DAYS ON MARKET	40	+29.0%	30	+7.1%	39	+11.4%	39	+11.4%



	DETACHED		SEMI-DETACHED		TOWNHOUSE		APARTMENT	
ACTIVE LISTINGS	1,443	+59.3%	91	+116.7%	152	+6.3%	721	+37.1%
SALES	324	+131.4%	38	-2.6%	31	+6.9%	142	+24.6%
DAYS ON MARKET	37	+19.4%	32	+14.3%	40	+25.0%	45	+28.6%

HALTON

PEEL

CITY OF TORONTO

YORK

Brought to you by

my RealPage

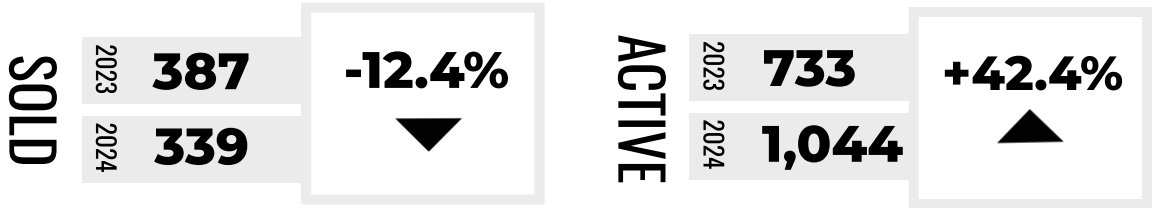


Current as of January 2025. All MLS® active listings for Toronto and area may be found at the board's website www.trreb.ca. TREB® / TRREB® is a registered trademark of the Toronto Regional Real Estate Board.

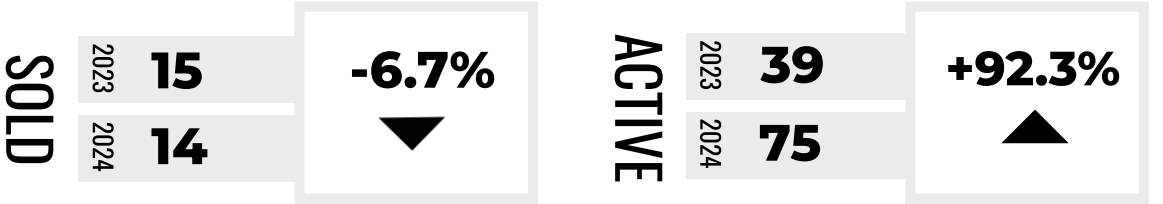
TORONTO

MARKET REPORT PART 2 OF 2

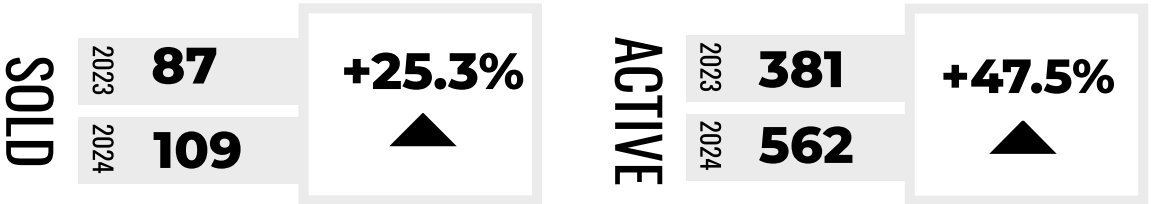
DECEMBER 2024



	DETACHED		SEMI-DETACHED		TOWNHOUSE		APARTMENT	
ACTIVE LISTINGS	746	+37.9%	61	+205.0%	92	+31.4%	145	+42.2%
SALES	255	+12.1%	32	+23.1%	29	-35.6%	23	-11.5%
DAYS ON MARKET	30	+15.4%	20	-4.8%	38	+31.0%	32	-3.0%



	DETACHED		SEMI-DETACHED		TOWNHOUSE		APARTMENT	
ACTIVE LISTINGS	54	+107.7%	9	+200.0%	2	-50.0%	10	+66.7%
SALES	8	-27.3%	2	-50.0%	2	N/A	2	N/A
DAYS ON MARKET	33	-13.2%	20	+0.0%	28	N/A	28	N/A



	DETACHED		SEMI-DETACHED		TOWNHOUSE		APARTMENT	
ACTIVE LISTINGS	470	+47.3%	10	+25.0%	17	+112.5%	65	+41.3%
SALES	97	+31.1%	4	-42.9%	4	+100.0%	4	+0.0%
DAYS ON MARKET	47	+27.0%	27	-12.9%	65	+71.1%	49	-15.5%

YOY SUMMARY (ALL HOMES TYPES, ALL AREAS)

SALES	3,359	-1.8%
ACTIVE LISTINGS	15,393	48.5%
AVERAGE PRICE	\$ 1,067,186	-1.6%
DAYS ON MARKET	36	+12.5%

DURHAM

DUFFERIN

SIMCOE

Brought to you by